

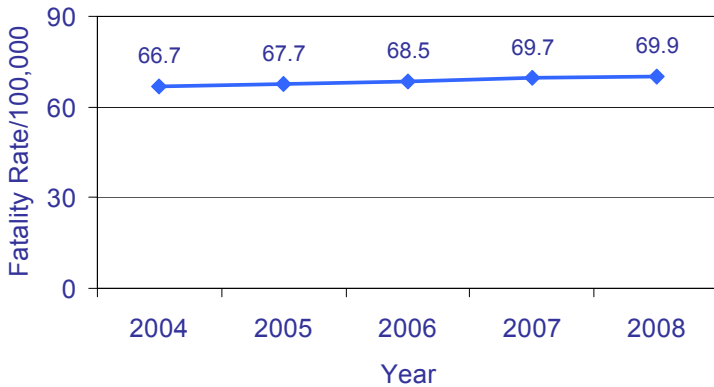


FLORIDA INJURY FACTS: ALL INJURIES

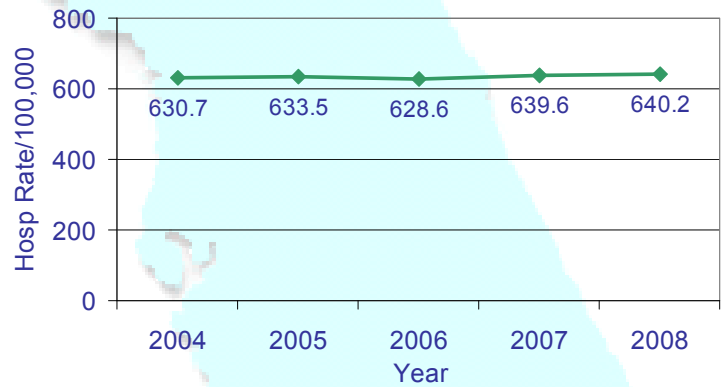
AT A GLANCE:

- Injuries are the leading cause of death among Florida residents ages 1-44 and the third leading cause of death overall, after heart disease and cancer.
- The majority of injuries are unintentional, or accidents. However, injuries can be inflicted intentionally, or on purpose, through self-harm or by another individual.
- In 2008, 13,143 residents were fatally injured; there were an additional 120,433 hospitalizations for non-fatal injuries.

**Fatal Injuries,
by Year, 2004-2008**



**Non-Fatal Injury Hospitalizations,
by Year, 2004-2008**



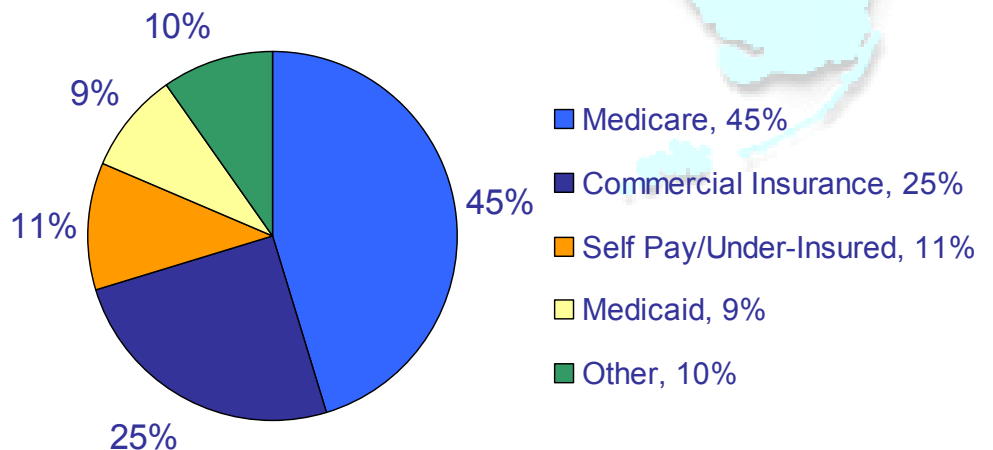
ECONOMIC IMPACT:

In 2008:

- The median admission charge for non-fatal injury hospitalizations was \$29,375; total charges exceeded \$5.4 billion. The median length of stay was three days.
- Medicare was the payer source for 45% of these hospitalizations; commercial insurance was responsible for 25%.

**Non-Fatal Injury Hospitalization
Admission Charges and Payer
Source, Florida Residents, 2008**

Median Admission Charge
\$29,375
Total Admission Charges
> \$5.4 billion

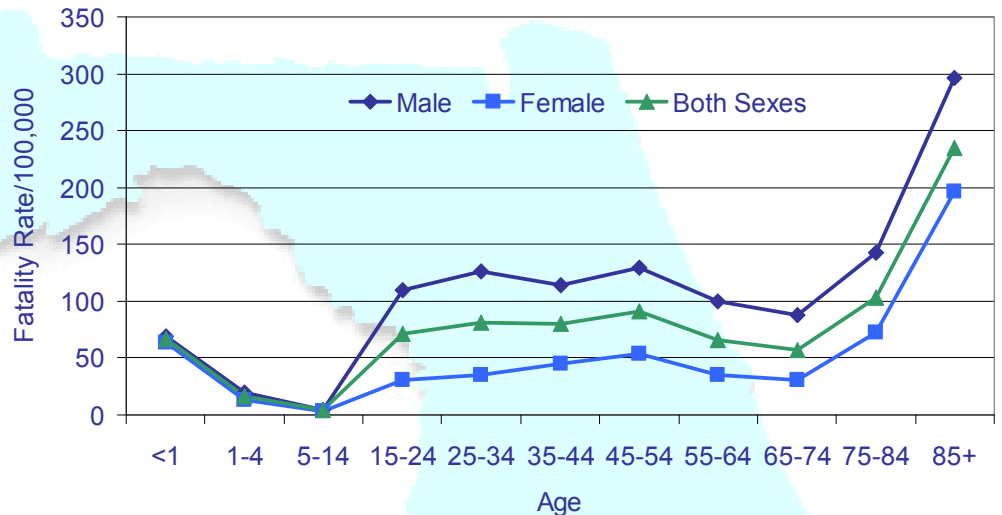


WHO IS INJURED?

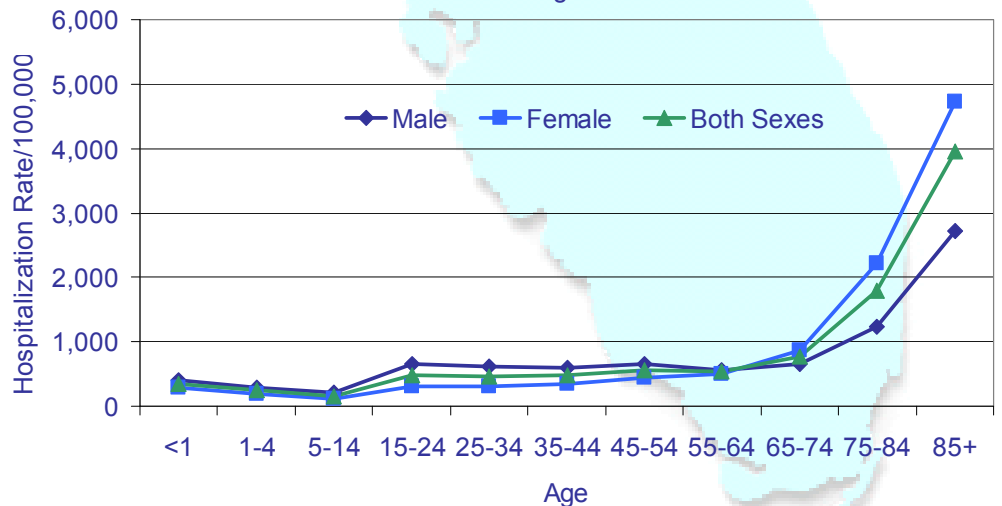
In 2008:

- Residents ages 85 years and older had the highest rate of fatal injuries and non-fatal hospitalizations.
- The fatality rate among males in every age group was higher than among their female counterparts.
- The non-fatal hospitalization rate was higher among males under age 65 than among their female counterparts, but higher among females ages 65 and older than among their male counterparts.

Fatal Injuries, by Age and Sex, Florida Residents, 2008



Non-Fatal Injury Hospitalizations, by Age and Sex, Florida Residents, 2008



- Males accounted for 70% of injury deaths, but only 48% of non-fatal hospitalizations. Females accounted for 30% of the deaths and 52% of the non-fatal hospitalizations.
- Whites accounted for 84% of injury deaths and non-fatal hospitalizations combined, Blacks accounted for 11%, and Other Non-Whites accounted for 4%.

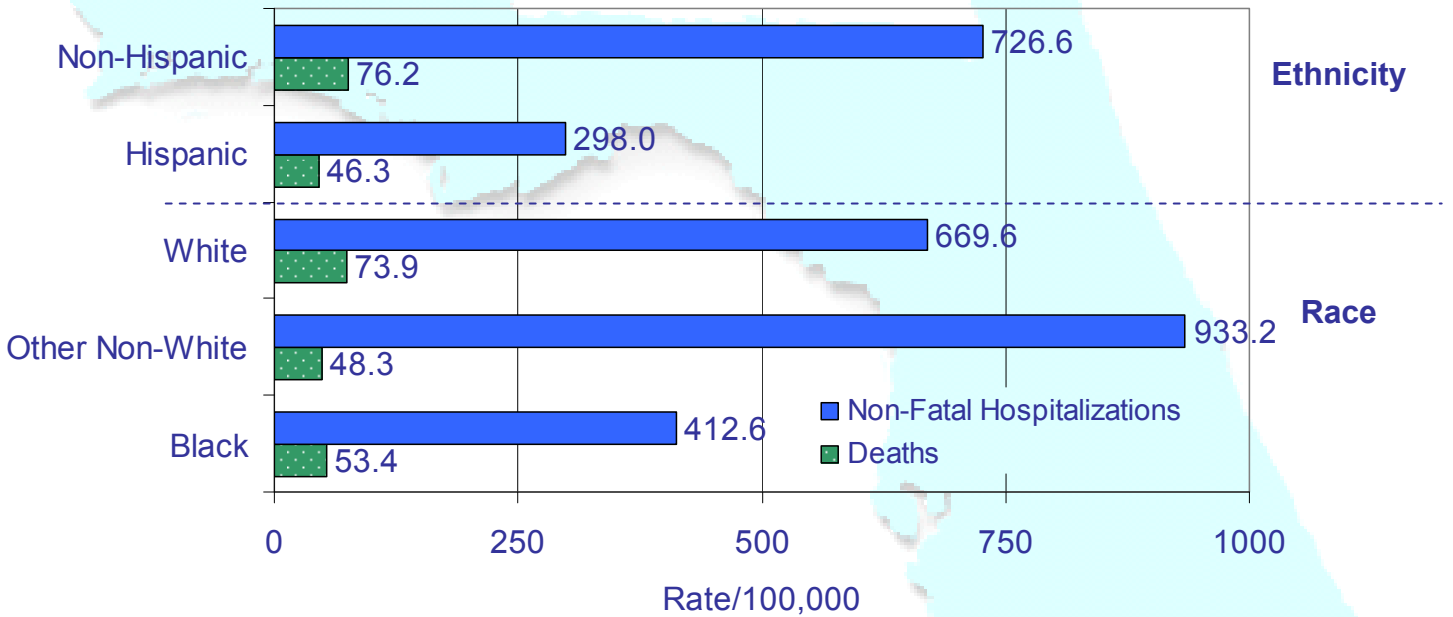
Fatal Injuries and Non-Fatal Hospitalizations, by Sex and Race, Florida Residents, 2008

	Female	Male	White	Black	Other Non-White	Both Sexes, All Races
Deaths	3,970	9,167	11,222	1,658	258	13,143
Non-Fatal Hospitalizations	62,581	57,851	101,609	12,803	4,984	120,433

In 2008:

- Non-Hispanic residents had higher rates of both fatal injuries and non-fatal hospitalizations than Hispanic residents.
- White residents had the highest rate of fatal injuries followed by Other Non-White residents and Black residents.
- Other Non-White residents had the highest rate of non-fatal injury hospitalizations followed by White residents and Black residents.

Fatal Injuries and Non-Fatal Hospitalizations, by Hispanic Ethnicity and Race, Florida Residents, 2008

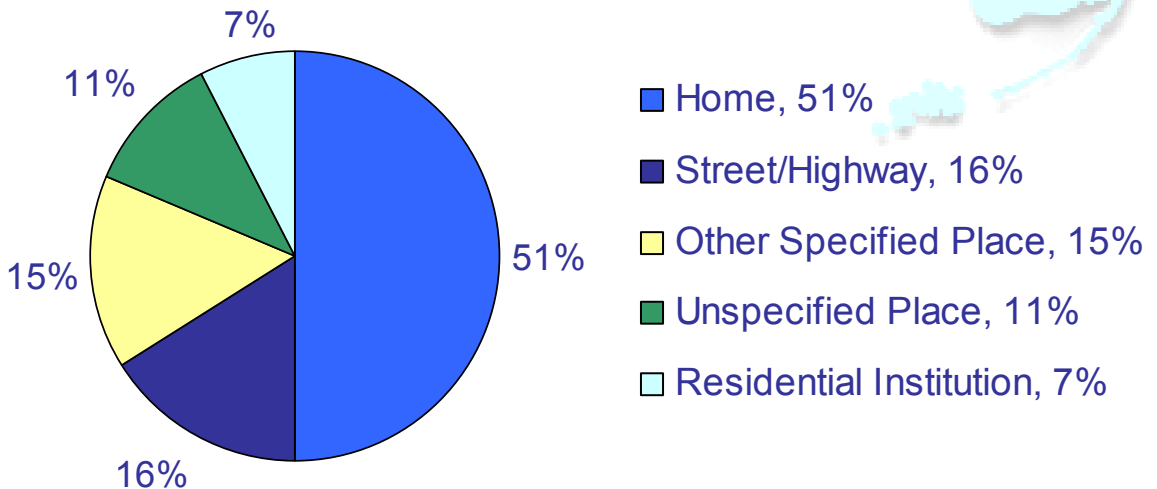


PLACE OF INJURY OCCURENCE:

In 2008, **when coded** (94% of fatal records, 40% of non-fatal records):

- 51% of fatal injuries and non-fatal injuries requiring hospitalization occurred at home, 16% occurred on the street or highway, and 7% occurred at a residential institution.

Fatal Injuries and Non-Fatal Hospitalizations, by Place of Injury Occurrence, Florida Residents, 2008

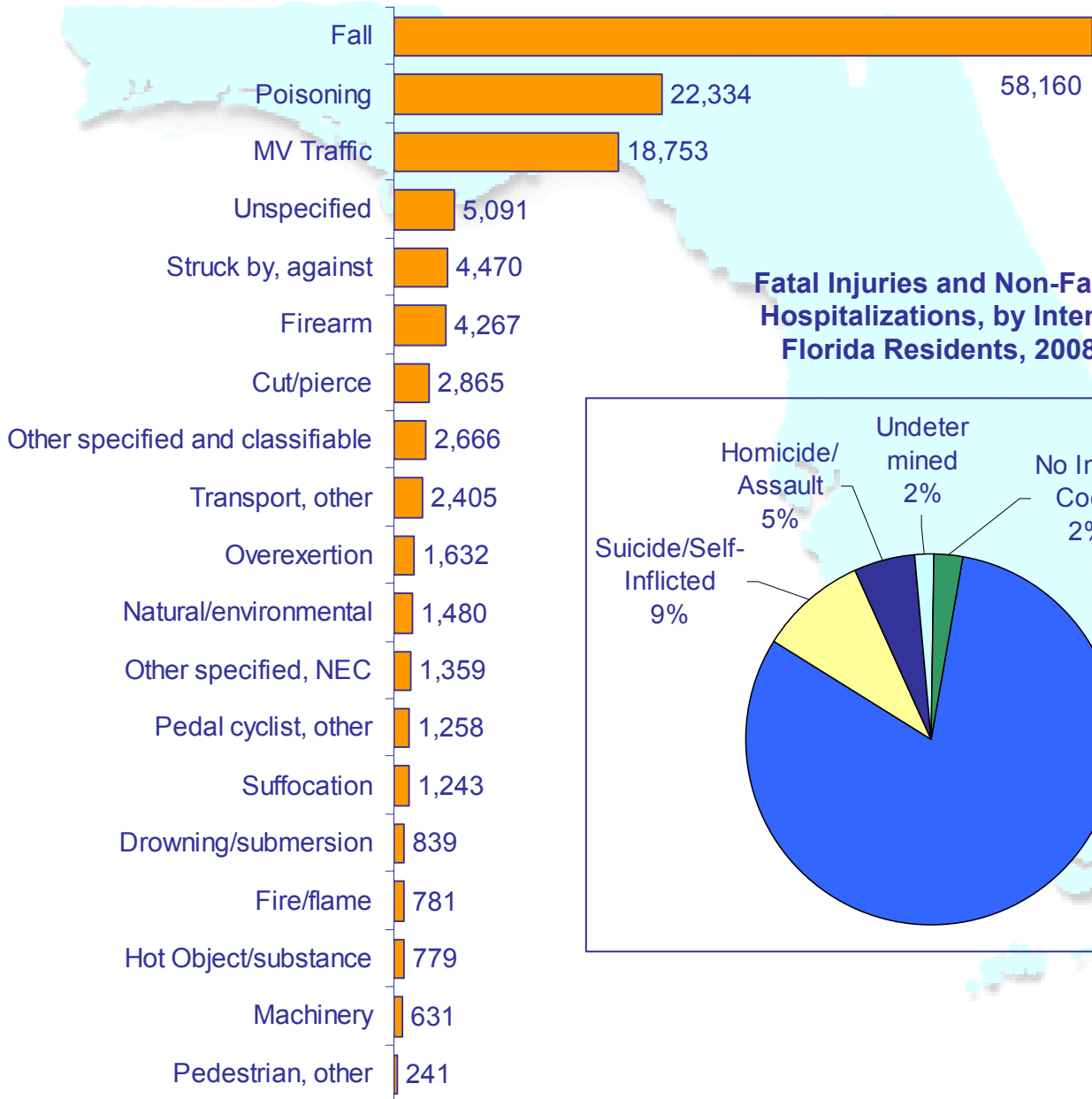


INJURY CAUSES AND INTENT:

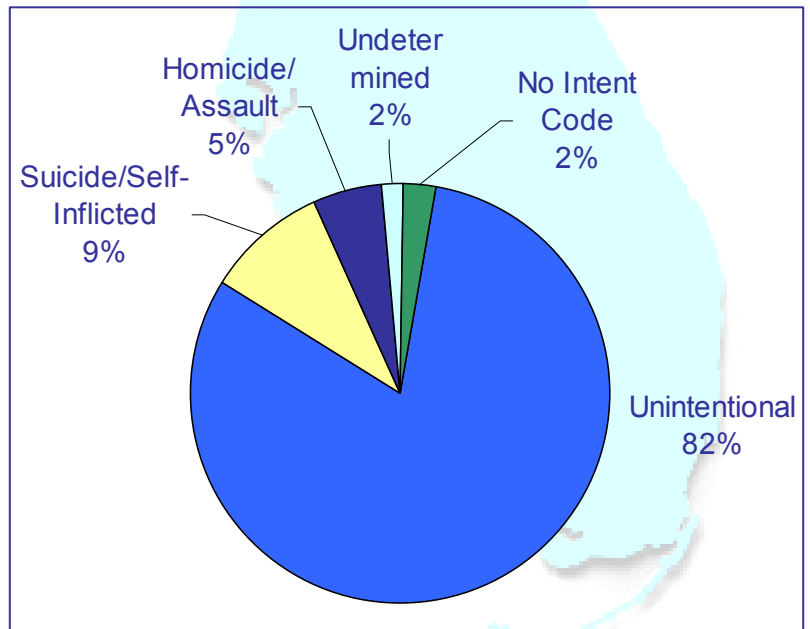
In 2008:

- Overwhelmingly, falls were the leading mechanism, or cause, of fatal and non-fatal injury hospitalizations combined, followed by poisonings and motor vehicle traffic crashes.
- 82% of fatal injuries and non-fatal hospitalizations combined were unintentional, 9% were self-inflicted, and 5% were assaults.

Fatal Injuries and Non-Fatal Hospitalizations, by Mechanism, Florida Residents, 2008



Fatal Injuries and Non-Fatal Hospitalizations, by Intent, Florida Residents, 2008



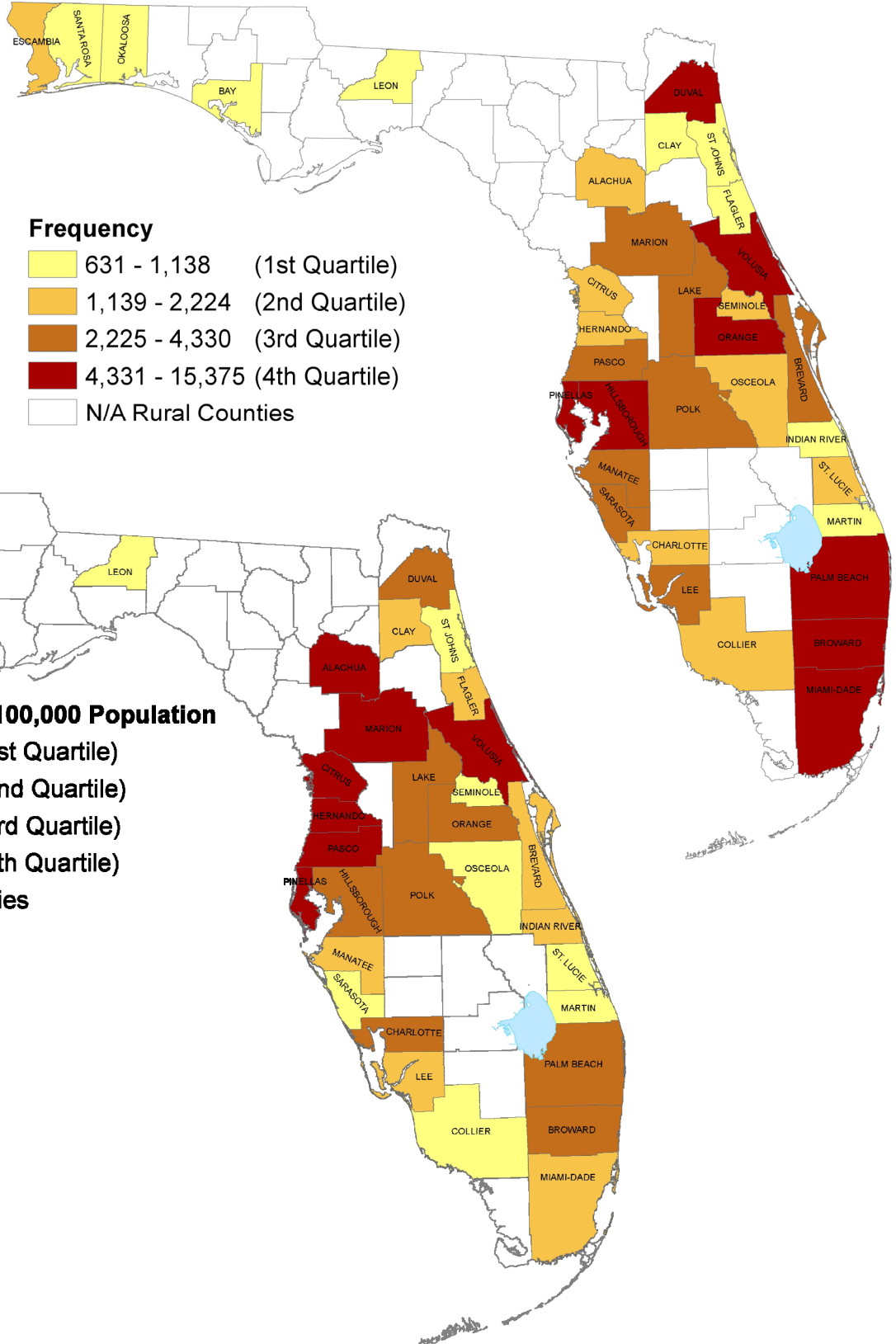

DATA SOURCES AND CASE DEFINITIONS:

Drowning Deaths: Florida Department of Health, Office of Vital Statistics, Death Certificates; Underlying Cause of Death ICD-10 V01-Y36, Y85-Y97, Y89

Non-Fatal Injury Hospitalizations: Agency for Health Care Administration, Hospital Discharge Data; Records with Injury Principal Diagnosis ICD-9 CM 800-909.2, 909.4, 909.9-994.9, 995.5-995.59, 995.80-995.85

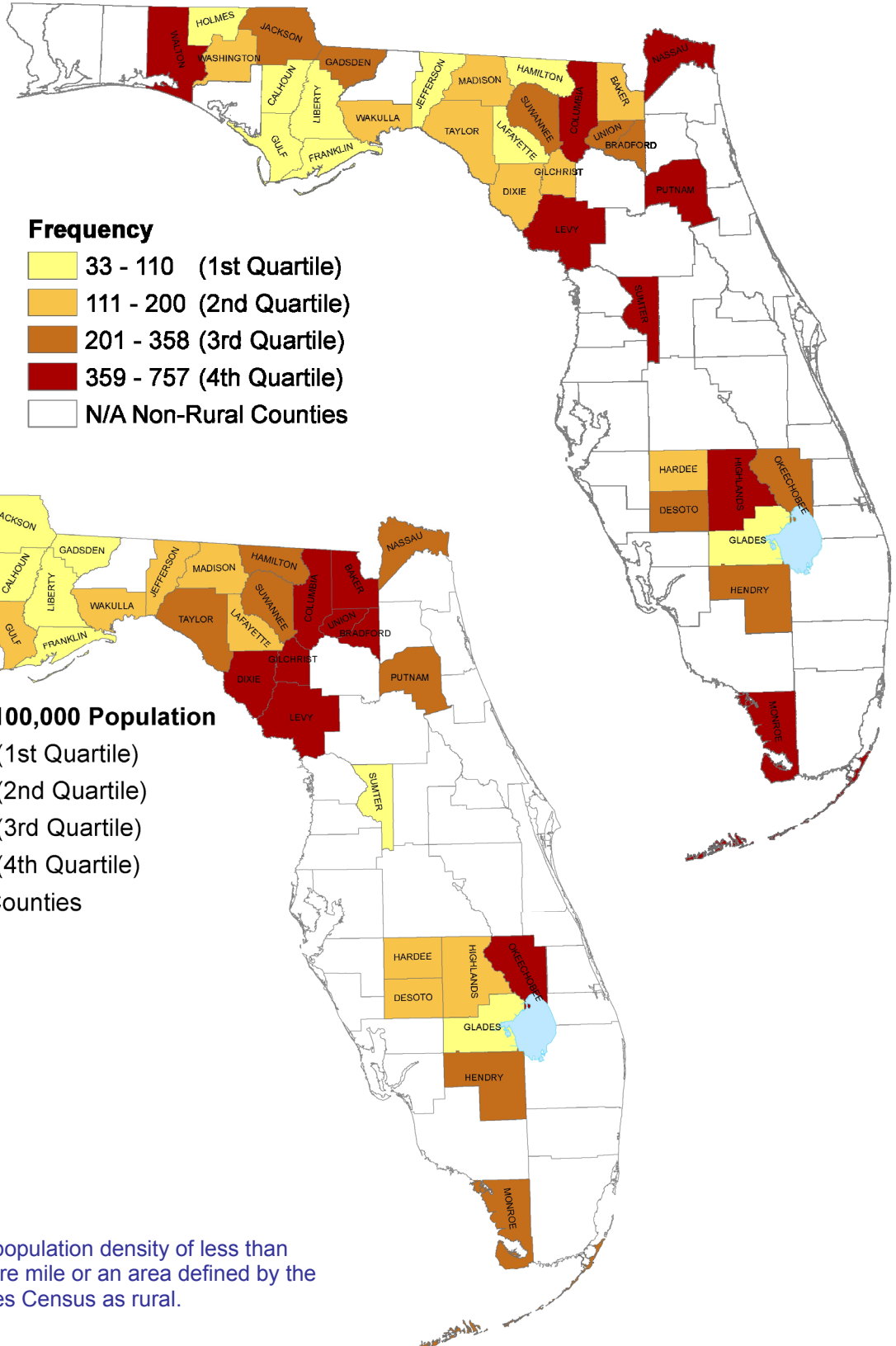

COUNTY BY COUNTY COMPARISON: NON-RURAL COUNTIES

Injury Deaths and Non-Fatal Hospitalizations,
Florida Residents of Non-Rural Counties, 2008



COUNTY BY COUNTY COMPARISON: RURAL* COUNTIES

Injury Deaths and Non-Fatal Hospitalizations,
Florida Residents of Rural Counties, 2008



*Rural – an area with a population density of less than 100 individuals per square mile or an area defined by the most recent United States Census as rural.