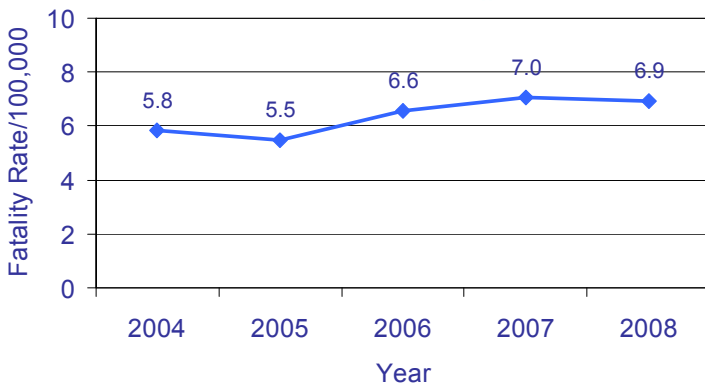


FLORIDA INJURY FACTS: HOMICIDES & ASSAULTS

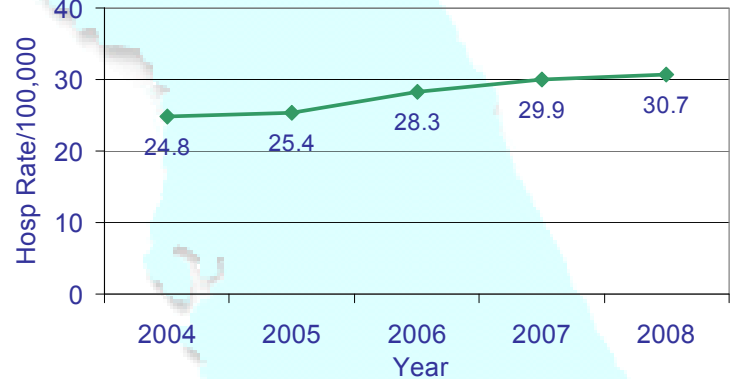
AT A GLANCE:

- Homicides and assaults are intentional injuries, inflicted on purpose by another individual through an act of violence.
- In 2008, homicides were the second leading cause of death among Florida residents ages 15-24 and the third leading cause among ages 1-4 and 25-34.
- In 2008, there were 1,301 homicides and 5,773 hospitalizations for non-fatal assault-related injuries.

**Fatal Assault Injuries (Homicides),
by Year, 2004-2008**



**Non-Fatal Assault Injury
Hospitalizations, by Year, 2004-2008**



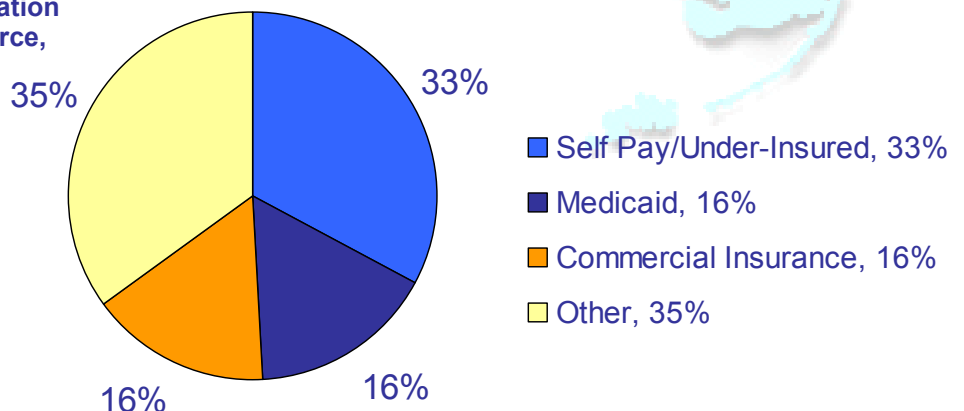
ECONOMIC IMPACT:

In 2008:

- The median admission charge for non-fatal assault hospitalizations was \$28,700; total charges exceeded \$295 million. The median length of stay was three days.
- The payer source for 33% of these hospitalizations was classified as self pay or underinsured. Commercial insurance and Medicaid each covered 16% of the admissions.

**Non-Fatal Assault Injury Hospitalization
Admission Charges and Payer Source,
Florida Residents, 2008**

Median Admission Charge
\$28,700
Total Admission Charges
> \$295 million

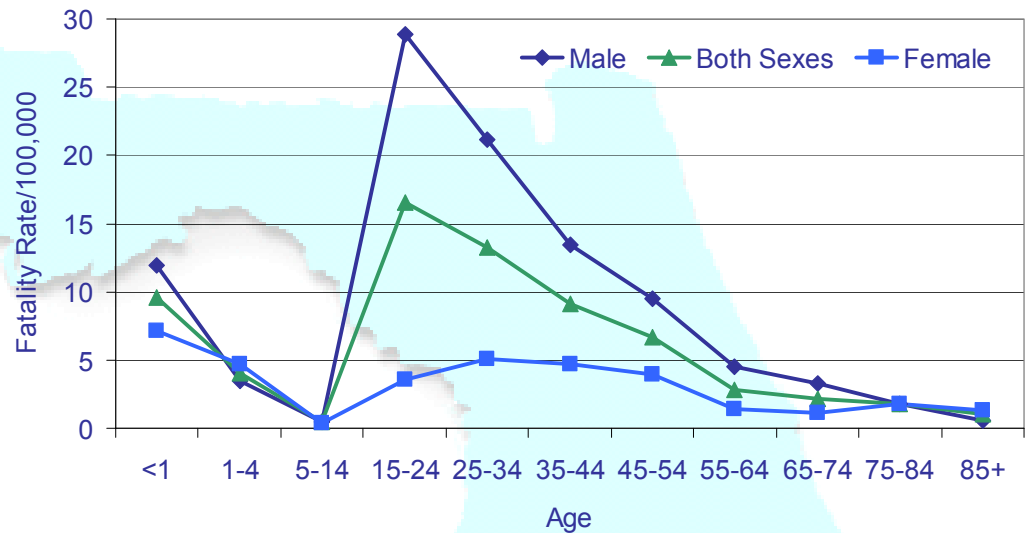


WHO IS INJURED?

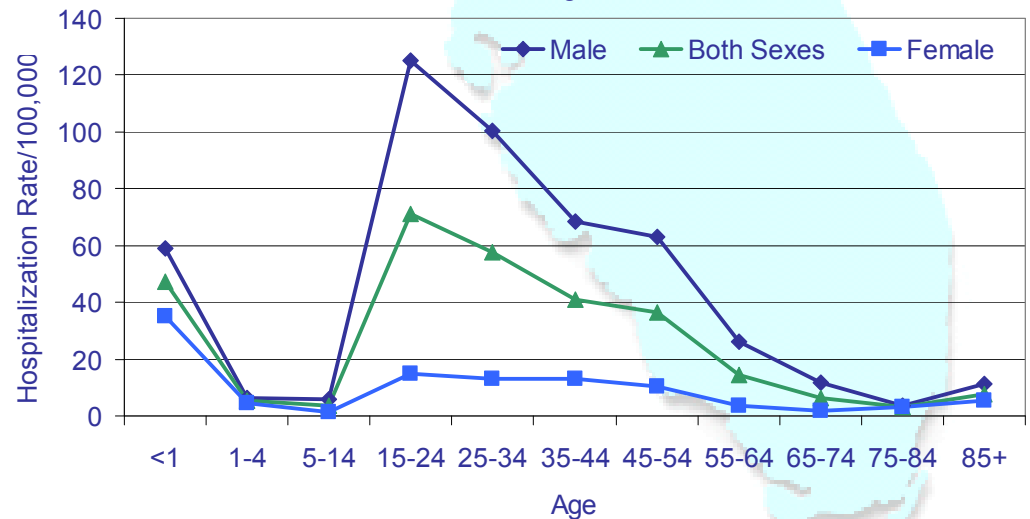
In 2008:

- Residents ages 15-24 years had the highest rates of homicide and non-fatal assault hospitalizations. Infants under 1 had the highest rates among Florida's young children.
- The homicide rate among males was 3.7 times higher than among females.
- The hospitalization rate for non-fatal assault injuries was 6.5 times higher among males than among females.

Fatal Assault Injuries (Homicides), by Age and Sex, Florida Residents, 2008



Non-Fatal Assault Injury Hospitalizations, by Age and Sex, Florida Residents, 2008



- Males accounted for 85% of homicides and non-fatal assault hospitalizations combined while females accounted for only 15%.
- Whites accounted for 55% of homicides and non-fatal assault hospitalizations combined, Blacks accounted for 39%, and Other Non-Whites accounted for 4%.

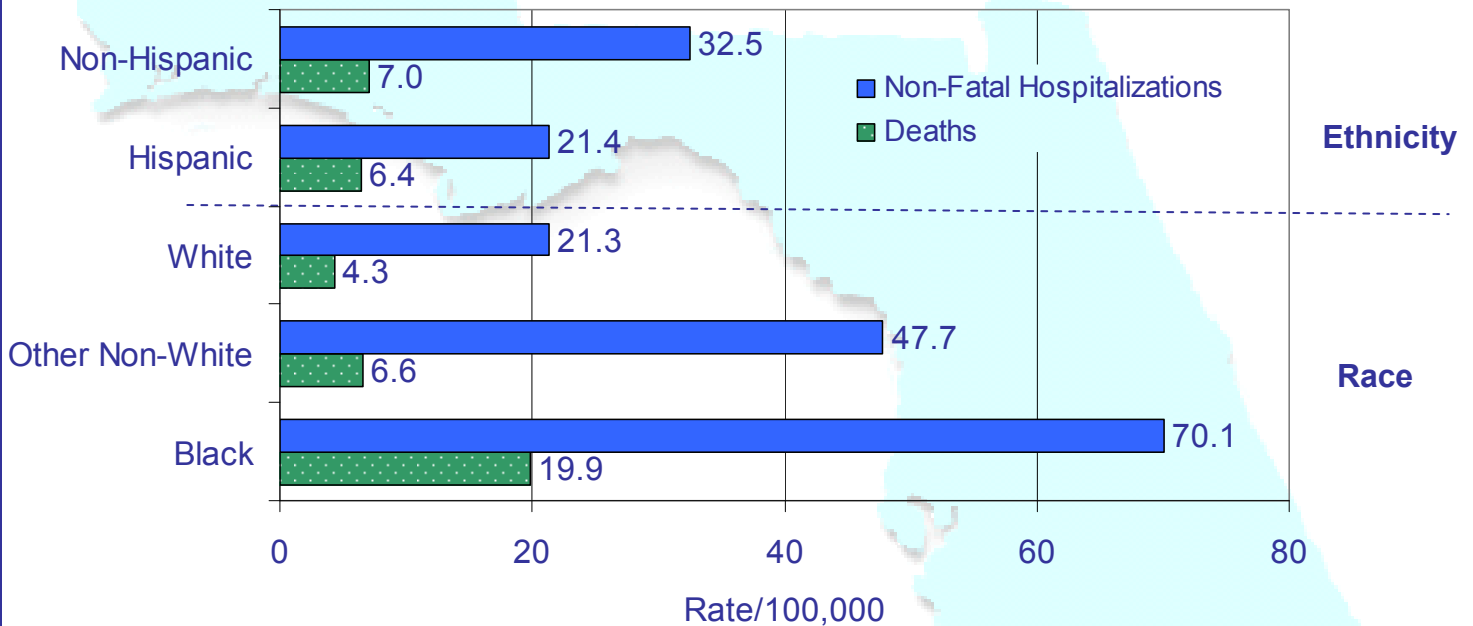
Fatal Assault Injuries (Homicides) and Non-Fatal Assault Injury Hospitalizations, by Sex and Race, Florida Residents, 2008

	Female	Male	White	Black	Other Non-White	Both Sexes, All Races
Deaths	285	1,016	650	616	35	1,301
Non-Fatal Hospitalizations	799	4,974	3,236	2,174	255	5,773

In 2008:

- Non-Hispanic residents had higher rates of homicides and non-fatal assault hospitalizations than Hispanic residents.
- Black residents had the highest rates of homicides and non-fatal assault hospitalizations, followed by Other Non-White residents and White residents.
- The homicide rate among Black residents was 3 times higher than among Other Non-White residents and 4.6 times higher than among White residents.

Fatal Assault Injuries (Homicides) and Non-Fatal Assault Injury Hospitalizations, by Hispanic Ethnicity and Race, Florida Residents, 2008

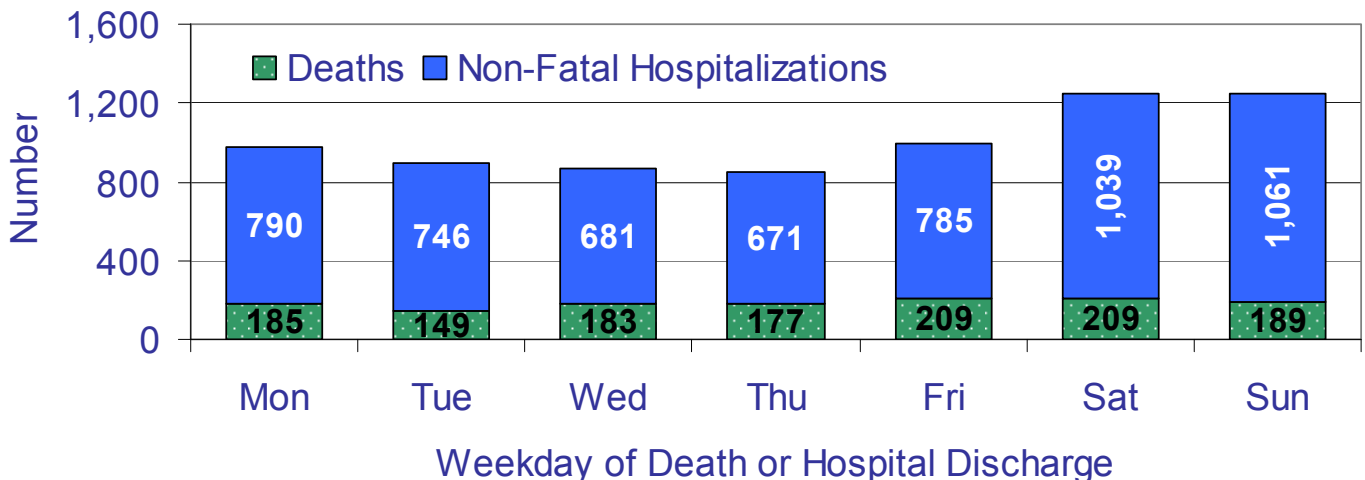


WHEN DO HOMICIDE AND ASSAULT INJURIES OCCUR?

In 2008:

- Homicides and non-fatal assault injury hospitalizations occurred more often around the weekend than during the middle of the week.

Fatal Assault Injuries (Homicides) and Non-Fatal Assault Injury Hospitalizations, by Weekday, Florida Residents, 2008



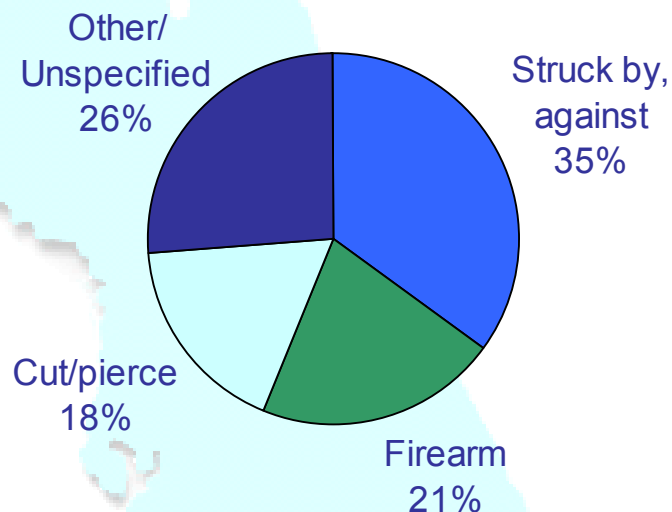
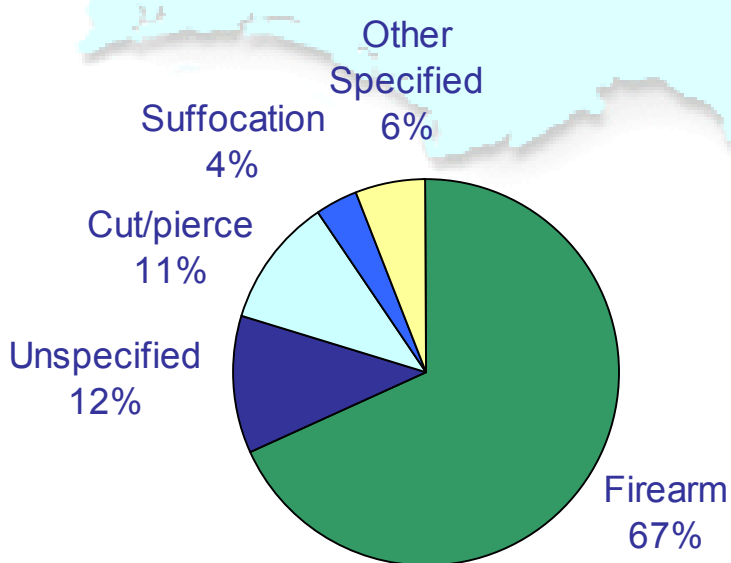
HOMICIDE AND ASSAULT INJURY CAUSES:

In 2008:

- Firearms were the leading mechanism, or cause, of homicides and the second leading mechanism of non-fatal assault injury hospitalizations.
- Struck by, against was the leading mechanism, or cause, of non-fatal assault injury hospitalizations. This mechanism includes injuries sustained from a blunt object or in an unarmed fight or brawl.

Fatal Assault Injuries (Homicides) by Mechanism, Florida Residents, 2008

Non-Fatal Assault Injury Hospitalizations by Mechanism, Florida Residents, 2008



INFORMATION AND PREVENTION RESOURCES:

- Centers for Disease Control and Prevention, Violence Prevention <http://www.cdc.gov/ViolencePrevention/index.html>
- Florida Coalition Against Domestic Violence <http://www.fcadv.org/>
- Florida Crime Prevention Association http://www.floridacrimeprevention.org/about_us.htm
- Florida Department of Children and Families http://www.state.fl.us/cf_web/
- Florida Department of Health, Sexual Violence Prevention Program <http://www.doh.state.fl.us/Family/svpp>
- Florida Department of Law Enforcement, Uniform Crime Reports <http://www.fdle.state.fl.us/fsac/ucr/>
- Prevention Institute <http://preventioninstitute.org/violenceprev.html>

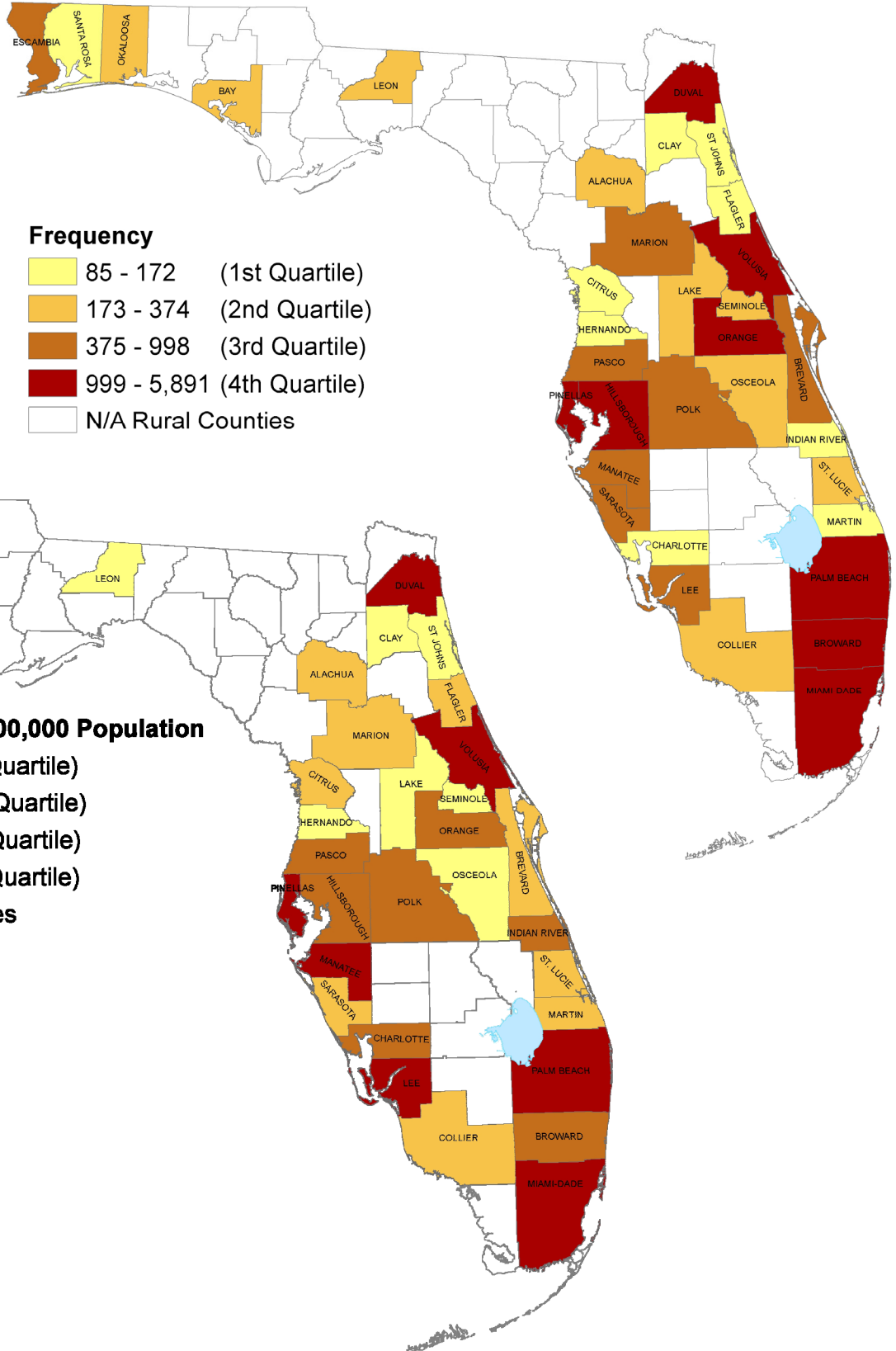
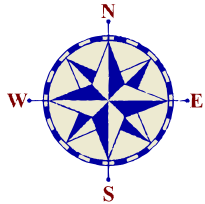
DATA SOURCES AND CASE DEFINITIONS:

Homicides: Florida Department of Health, Office of Vital Statistics, Death Certificates; Underlying Cause of Death ICD-10 X85-Y09, Y87.1

Non-Fatal Assault Injury Hospitalizations: Agency for Health Care Administration, Hospital Discharge Data; Records with Injury Principal Diagnosis and Assault External Cause of Injury Code ICD-9 CM E960-E969

COUNTY BY COUNTY COMPARISON: NON-RURAL COUNTIES

Homicides and Non-Fatal Assault Injury Hospitalizations,
Florida Residents of Non-Rural Counties, 2004-2008



Frequency

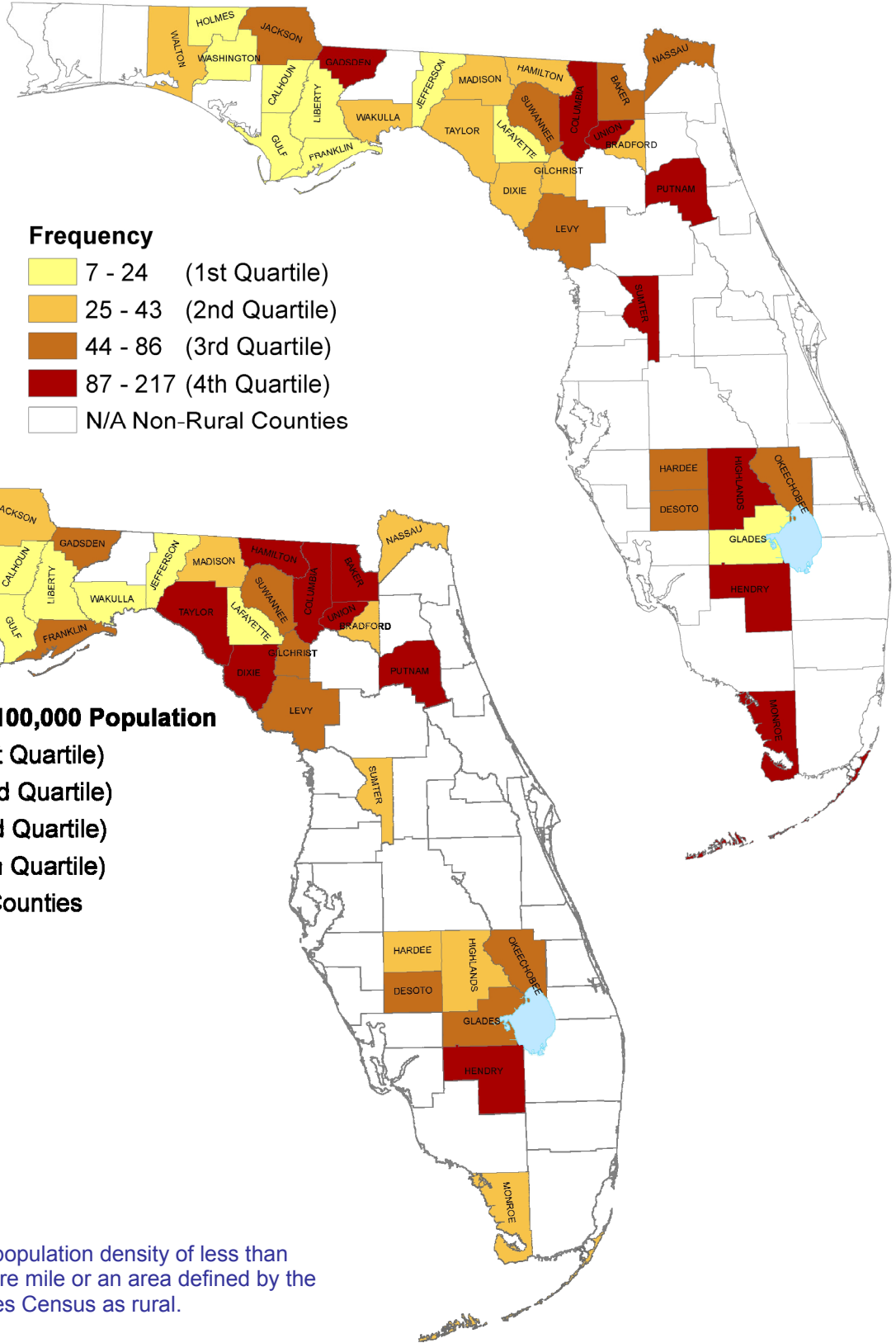

- 85 - 172 (1st Quartile)
- 173 - 374 (2nd Quartile)
- 375 - 998 (3rd Quartile)
- 999 - 5,891 (4th Quartile)
- N/A Rural Counties

Age-Adjusted Rate/100,000 Population

- 15.5 - 20.3 (1st Quartile)
- 20.4 - 29.6 (2nd Quartile)
- 29.7 - 35.3 (3rd Quartile)
- 35.4 - 62.1 (4th Quartile)
- N/A Rural Counties

COUNTY BY COUNTY COMPARISON: RURAL* COUNTIES

Homicides and Non-Fatal Assault Injury Hospitalizations,
Florida Residents of Rural Counties, 2004-2008



Frequency

- 7 - 24 (1st Quartile)
- 25 - 43 (2nd Quartile)
- 44 - 86 (3rd Quartile)
- 87 - 217 (4th Quartile)
- N/A Non-Rural Counties

Age-Adjusted Rate/100,000 Population

- 12.1 - 21.2 (1st Quartile)
- 21.3 - 34.0 (2nd Quartile)
- 34.1 - 37.1 (3rd Quartile)
- 37.2 - 250.0 (4th Quartile)
- N/A Non-Rural Counties

*Rural – an area with a population density of less than 100 individuals per square mile or an area defined by the most recent United States Census as rural.