



FLORIDA'S CORRECTIONS PROGRAMS

2010 ANNUAL REPORT



Corrections Programs Overview

HIV/AIDS programs within correctional facilities have been on the rise in the past decade as new information and data suggest that incarcerated individuals are at increased risk for HIV/AIDS. The Florida Department of Health, Bureau of HIV/AIDS has been and continues to be a leader in the provision of prevention and linkage services within the correctional system.

Jail linkage programs, which provide HIV testing and linkage services, have a strong history within the bureau and around the state. In August 2001, the Bureau of HIV/AIDS announced the availability of funding for collaborative efforts between county health departments (CHDs) and county jails to reduce the transmission of HIV, sexually transmitted diseases (STDs), Tuberculosis (TB) and hepatitis, and for linking infected persons to care and support services. Initially, five counties were chosen to implement the jail linkage program and since then that number has grown to 15 funded counties and one unfunded county. The level of services provided within the jail linkage programs continues to grow and more inmates around the state are benefiting from the education, screening, and linkage services than ever before. The current jail linkage programs are located in Alachua, Broward, Collier, Duval, Hillsborough, Lee, Manatee, Miami-Dade, Monroe, Orange, Palm Beach, Pasco, Pinellas, Polk, St. Lucie, and Volusia counties.

The Bureau of HIV/AIDS continues to contract with the Florida Department of Corrections (DC) to implement the Pre-Release Planning Program (PRPP) statewide. The PRPP is responsible for offering pre-release planning services to all known HIV-infected prisoners in Florida DC facilities. The DC employs five pre-release planners who cover four regions in the state. The pre-release planners provide services directly to the inmate to assist in the pre-release planning process. Pre-release planners coordinate referrals and linkages to medical care, case management, medication assistance, and other needed services. The number of HIV-infected prisoners continues to rise as the number of incarcerated persons rises, placing a greater emphasis on the need for discharge planning to ensure a continuum of care upon an inmate's release.

Jail Linkage Programs

The jail linkage programs (JLP), which span 16 counties in the state, continue to educate and test for HIV as well as screen for STDs. Increased HIV testing has been made available through the Expanded Testing Initiative. This grant expanded the African American Testing Initiative and integrated HIV testing for populations disproportionately affected by HIV, primarily African Americans but also Hispanic men and women, men who have sex with men, transgender populations, and injection drug users regardless of race/ethnicity and allows funds to be used for screening in jails, among other venues. Through this continuing grant, the jail linkage program is able to offer a greater array of screening services for the inmates we serve.

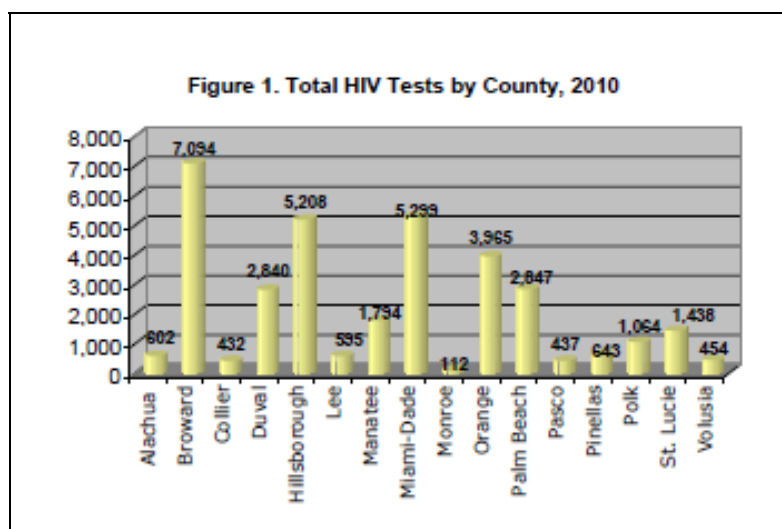
In 2010, the jail linkage programs tested 34,824 inmates for HIV and identified 225 positives for an overall positivity rate of 0.6%. Of the 26,600 male inmates tested for HIV, 159 were positive, while 66 of the 7,999 female inmates were positive. The overall positivity rate for females was higher than males; 0.8% versus 0.6%. The distribution of HIV tests by gender and county in 2010 is shown in the table below.

COUNTIES	MALE NEGATIVE	MALE POSITIVE	Male Positivity Rate	FEMALE NEGATIVE	FEMALE POSITIVE	Female Positivity Rate
Alachua	405	4	0.98%	193	0	0.00%
Broward	5851	29	0.49%	1203	11	0.91%
Collier	341	0	0.00%	91	0	0.00%
Duval	2065	9	0.43%	749	17	2.22%
Hillsborough	3990	12	0.30%	1202	4	0.33%
Lee	418	5	1.18%	172	0	0.00%
Manatee	1205	2	0.17%	580	7	1.19%
Miami-Dade	4359	67	1.51%	863	10	1.15%
Monroe*	77	1	1.28%	34	0	0.00%
Orange	2995	13	0.43%	953	4	0.42%
Palm Beach	2273	5	0.22%	566	3	0.53%
Pasco	302	3	0.98%	131	1	0.76%
Pinellas	415	2	0.48%	224	2	0.88%
Polk	736	5	0.67%	318	5	1.55%
St. Lucie	875	2	0.23%	559	2	0.36%
Volusia	293	0	0.00%	161	0	0.00%
TOTAL	26,600	159	0.59%	7,999	66	0.82%

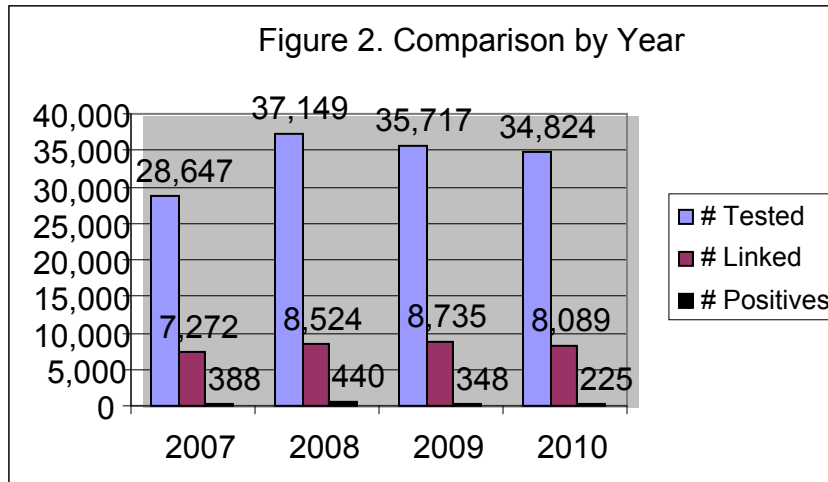
*unfunded program

As shown in the table above, female positivity rates were highest in Duval and Polk counties, with rates of 2.2% and 1.6%, respectively. Male positivity rates were highest in Miami-Dade and Monroe counties with rates of 1.5% and 1.3%, respectively.

Broward County tested the most inmates in 2010 with a total of 7,094 reported HIV tests, followed by Miami-Dade County with 5,299 tests. The total number of HIV tests conducted by county is shown in Figure 1.



The number of inmates tested, and the number of HIV-infected inmates subsequently linked to services have experienced a rise and fall in the past few years. The number of jail inmates tested in 2007 was 28,647 and rose to 37,149 in 2008 while the number linked was 7,272 and 8,524 respectively. The number tested in 2009 was 35,717 with 8,735 linked to services but those numbers decreased slightly to 34,824 tested and 8,089 linked in 2010. A comparison can be seen on the chart below.



In 2010, the jail linkage programs provided referrals to 584 HIV-infected inmates preparing to return to their community. Of these inmates, 75% were previously diagnosed with HIV while 25% received a new diagnosis through the jail linkage program testing. Staff made a total of 8,089 referrals for these inmates, equating to over 13.5 linkages per client. While the overall number of linkages fell, the number per client rose from 11 in 2009 to 13.5 linkages this year. Miami-Dade reported the largest number of linkages at 2,344 followed by Duval with 1,846. Orange county linkages are currently being conducted by medical staff in the facility, and are not shown in the JLP data. The linkages were to various social services including, but not limited to, case management, mental health, county health departments, housing, substance abuse treatment, and transportation. The breakdown of linkages by county and service is shown in the table below. Case management remained the highest referral source for 2010 with a total of 2,868 linkages made. As seen in the table, 140 linkages were made for those who were released to the Department of Corrections. There were an additional 1,485 reported linkages not shown in the table below because they do not fit in one of the categories defined. These services include the provision of educational materials, incentives, and linkages to community-based organizations or county-specific programs that provide help with applications for public assistance and other transitional needs to ensure a continuum of care for the ex-offenders.

Counties	Medical Care	PS	Prenatal Care	Case Mgmt.	CHD	ADAP	Substance Abuse	Mental Health	Housing	Transportation	Support Group	DOC
Alachua	62	8	2	24	28	21	46	11	0	2	46	12
Broward	99	14	0	27	19	14	29	12	28	0	0	20
Collier	20	10	0	17	11	4	0	0	0	0	0	2
Duval	558	5	13	537	232	37	47	67	5	0	0	51
Hillsborough	16	16	0	16	16	0	0	0	0	0	0	0
Lee	5	4	0	2	188	3	0	5	0	2	0	3
Manatee	47	23	0	19	19	9	0	1	0	12	0	7
Miami-Dade	79	0	0	1971	0	7	21	21	25	76	86	0
Monroe	1	0	0	18	11	0	0	0	0	0	3	0
Orange	0	0	0	0	0	0	0	0	0	0	0	0
Palm Beach	49	8	0	82	84	57	0	25	68	46	6	0
Pasco	85	0	0	4	190	4	205	8	11	0	96	2
Pinellas	88	0	54	85	24	4	28	0	0	0	80	38
Polk	16	10	13	4	10	2	0	3	0	0	0	0
St. Lucie	70	29	4	62	39	5	7	6	0	2	0	5
Volusia	14	0	0	0	0	0	0	0	0	0	0	0
TOTALS	1209	127	86	2868	871	167	383	159	137	140	317	140

Beginning in late 2007, the jail linkage programs shifted their focus to provide greater follow-up for medical care, partner services, and prenatal care. Linkage efforts for these services help in ensuring the continuity of HIV/AIDS care for recently released inmates. Jail linkage staff conducts follow-ups for these services to verify that clients made it to their appointment following their release from jail. Active referrals were most successful with prenatal care and partner services, where 86% and 85% of clients complied with their scheduled appointments, respectively. The compliance rate with medical care referrals was only slightly lower, at 84%. The breakdown of active referrals is shown in the table below.

COUNTIES	MEDICAL CARE		PARTNER SERVICES		PRENATAL CARE	
	Linked	Confirmed	Linked	Confirmed	Linked	Confirmed
Alachua	62	54	8	6	2	1
Broward	99	99	14	10	0	0
Collier	20	20	10	8	0	0
Duval	390	272	5	5	10	6
Hillsborough	16	16	16	16	0	0
Lee	5	5	4	3	0	0
Manatee	47	45	23	23	0	0
Miami-Dade	79	56	0	0	0	0
Monroe	1	0	0	0	0	0
Orange	0	0	0	0	0	0
Palm Beach	49	46	8	8	0	0
Pasco	85	85	0	0	0	0
Pinellas	88	81	0	0	54	54
Polk	16	13	10	0	13	6
St. Lucie	70	69	29	29	4	4
Volusia	14	14	0	0	0	0
TOTALS	1041	875	127	108	83	71
Percent Linked		84%		85%		86%

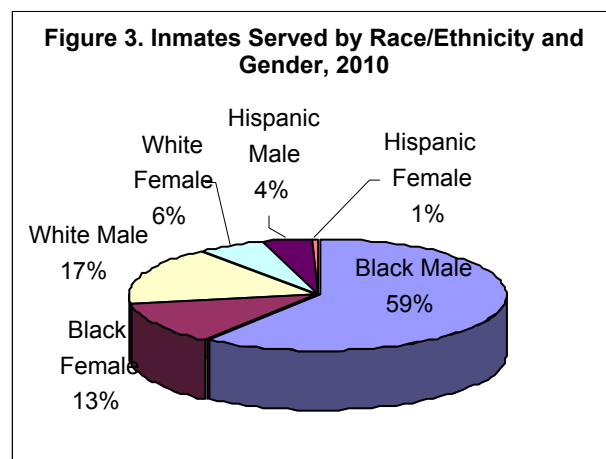
This enhanced linkage and follow-up continues to be proven effective as the percentage of confirmed medical care linkages has grown from 67% in 2009 to 84% in 2010. Partner services linkages also increased from 71% last year to 85% in 2010. Hindrances in reaching 100% of compliance for these linkages may be attributed to a number of factors including unstable housing, stringent eligibility criteria, substance abuse and mental health issues, and lack of a strong support system. Jail linkage program staff continues to strengthen relationships with local community-based organizations and county health department staff to address barriers to accessing care.

Pre-Release Planning Program (PRPP)

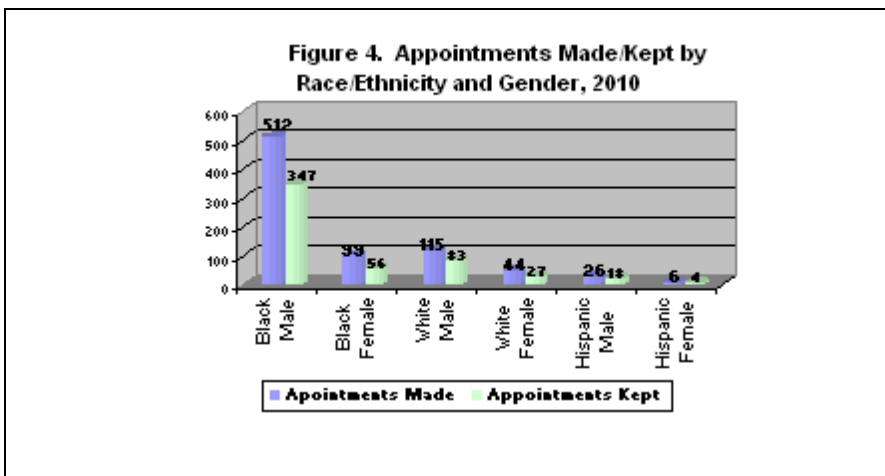
The Pre-Release Planning Program began in 1999 to link HIV-infected prison inmates to the HIV/AIDS care system and social services to ensure a continuum of care as they return to their community. The PRPP continues to operate under the original intent of the program; however, community involvement and networking have become apparent necessities in ensuring the inmates' continuity of care. In response, one pre-release planner was designated dually as a community linkage coordinator (CLC) in 2008, and is responsible for ensuring that all inmates returning to Broward and Miami-Dade counties receive linkage and follow-up services upon release. The CLC is located within the community but still has access to the prison facilities as a staff member of the DC. Through this access, the CLC has been able to secure the standard 30-day supply of medications for inmates who were released without their supply, decreasing the number of inmates who experience treatment interruption due to this oversight. This designated linkage effort has proven successful and has demonstrated that having a staff member located within the inmate/ex-offender's community has a positive impact on an inmate's continuity of care.

In 2010, the PRPP served 1,003 HIV-infected inmates. The distribution by race/ethnicity and gender of these inmates is shown in Figure 3. Of the 1,003 inmates who received services, 802 (80%) had medical and/or social service appointments scheduled by a pre-release planner.

There are several reasons why appointments are not scheduled for every inmate. Some inmates choose to make their own arrangements prior to their release, allowing the planner to focus on other services such as HIV/AIDS education and medical record assistance for the inmate. Other inmates may not require appointments due to detainers that cause them to serve additional time in a county jail upon the end of their sentence. Immigrants rarely require scheduled appointments as they are typically turned over to Immigration and Customs Enforcement upon their release. In the cases where planners are unable to schedule appointments for inmates, medical records are copied by the planner and provided to the inmate upon their release.



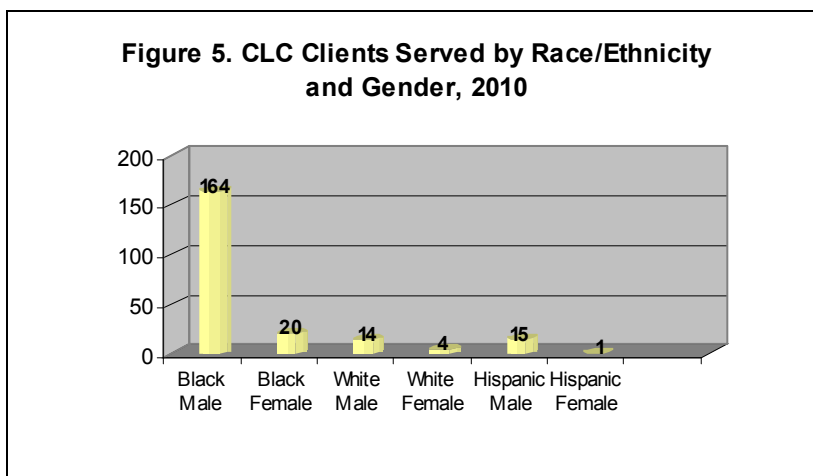
Of those inmates with scheduled appointments, 67% kept their initial appointment scheduled by the planner. The breakdown of appointments scheduled and kept by ex-offenders is shown in Figure 4 by race/ethnicity and gender.



With the implementation of the CLC position in Broward and Miami-Dade counties, inmates returning to these counties receive more intensive linkage services and support to connect to medical care upon their release. The

CLC and pre-release planners from around the state work together to ensure inmates returning to one of these two counties are given an appointment to meet with the CLC upon release, in addition to their appointments for medical care and eligibility services. The appointment with the CLC takes place within one week of the inmate's release and is often before the medical and/or eligibility appointments. The CLC prepares the inmate for these appointments by ensuring eligibility paperwork is completed, appropriate documents are obtained, and the client is able to arrange transportation. Bus passes are provided to clients to assist them in reaching their healthcare appointment and as an incentive to follow-up with the CLC after their scheduled appointments. Follow-up services for these clients are provided by the CLC for up to six months following their release from prison.

From January through December 2010, the CLC provided linkage services to 218 inmates returning to the two south Florida counties. The demographic breakdown of the clients served by the CLC is shown in Figure 5. Clients who worked with the CLC in



Broward and Miami-Dade counties experienced a much greater success rate than clients who received referrals to medical care and case management in other counties around the state. In comparison to the overall compliance rate of 67% statewide, the medical care compliance rate for clients who worked with

the CLC was 80%. The lowest compliance rates were reported among white females at 50%, followed by white males at 71%. Despite the lower compliance rates among some

groups, it is evident that the CLC has made a significant impact on the continuity of care for inmates returning to Broward and Miami-Dade counties. The table below shows the demographic breakdown of compliance rates for clients who worked with the CLC.

CLIENTS SERVED	MEDICAL APPOINTMENTS SCHEDULED	MEDICAL APPOINTMENTS KEPT	COMPLIANCE RATE
Black Male	164	131	79.9%
Black Female	20	16	80.0%
White Male	14	10	71.4%
White Female	4	2	50.0%
Hispanic Male	15	14	93.3%
Hispanic Female	1	1	100.0%
TOTALS	218	174	79.8%

Interagency Collaborations

In 2001, as the bureau's corrections programs began to grow, the need for collaboration among interagency partners became evident. From this need, the Corrections Infections Workgroup was born. The workgroup, led by the Bureau of HIV/AIDS and Hepatitis, is comprised of members from the Department of Juvenile Justice, Department of Corrections, Department of Children and Families (Substance Abuse and Mental Health offices), Correctional Medical Authority, Bureau of Sexually Transmitted Diseases, and Bureau of Tuberculosis and Refugee Health. The workgroup is dedicated to information sharing, program development and education, and advocacy on issues related to HIV/AIDS, STD, TB, and/or hepatitis in correctional settings. The workgroup continues to meet on a quarterly basis and strives to improve infectious disease screening and healthcare for inmates across the state of Florida.

Summary

Overall, due in part to a reduction in funding, the number of tests and linkages in the Corrections Program decreased slightly in 2010 from the previous year. The PRPP data revealed that 67% of the inmates were linked to medical care after their release from prison. This is a strong indicator of the success of this program and is due to the combined efforts of the pre-release planners and the community linkage coordinator. The extra focus in Broward and Miami-Dade counties has resulted in an 80% success rate of medical care linkages in that area. The Jail Linkage Program continues to thrive in selected counties throughout Florida, as they provide testing and linkage to this vulnerable population. The Jail Linkage Program had a success rate of 84% confirmed medical care linkages in 2010. We will continue to address the needs of HIV-infected incarcerated populations as we promote continuity of medical care for ex-offenders and education to encourage risk reduction strategies upon their release.