

# **Health Care Access and Usage Among Florida Children**

## **2008-2009 Florida Child Health Survey**

### Authors:

Laura T. Haderxhanaj, MS, MPH  
Leticia E. Hernandez, PhD, MS  
William M. Sappenfield, MD, MPH

### Contributors:

Lindsay Womack, MPH; Ghasi Phillips, ScD

How well do Florida's children use health care? What issues are related to health care coverage, gaps in coverage, primary care providers, health care usage, and health care referral? Results from the 2008-2009 Florida Child Health Survey briefly answer some of these questions. This new Florida Department of Health survey includes survey responses from caregivers of children in households that participated in Florida's 2008-2009 Behavioral Risk Factor Surveillance Survey. These households agreed in advance to participate in a subsequent survey.

Florida Department of Health  
Division of Family Health Services  
Bureau of Family & Community Health  
Maternal & Child Health Practice & Analysis Unit

August 2011

# Health Care Access and Usage Among Florida Children 2008-2009 Florida Child Health Survey

## HEALTH INSURANCE COVERAGE

Health insurance coverage enhances the likelihood of a child receiving the health care necessary to reach their life potential. Health insurance coverage and type of coverage varies among Florida children (age 0 to 17 years).

### Overall

- 12.0% of Florida children are uninsured.
- 23.3% of Florida children are enrolled in Medicaid.
- 64.8% of Florida children are enrolled in other health insurance programs (private, military, KidCare, CHAMPUS, VA, or other).

### Age

- Children 0 to 4 years are more likely to be covered by Medicaid (26.9%) compared with other children.
- Children 12 to 17 years are more likely to be covered by other insurance (69.2%) compared with other children.
- Children 5 to 11 years are more likely to have no insurance (16.1%) compared with children other children.

### Race/Ethnicity

- Hispanic children in Florida have the highest rate of being uninsured (18.5%).
- 47.3% of non-Hispanic black children are enrolled in Medicaid. This is higher than any other racial and ethnic group.

Chart 1. Percentage of children (age 0-17 years) by health insurance coverage and age group, 2008-2009 Florida Child Health Survey

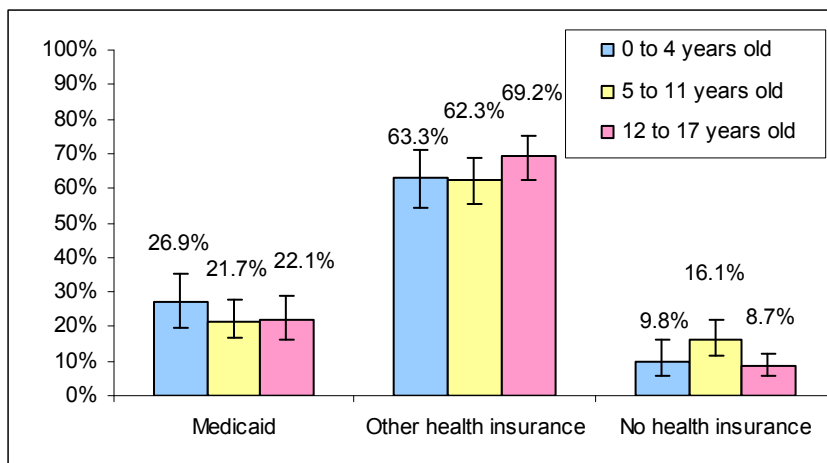
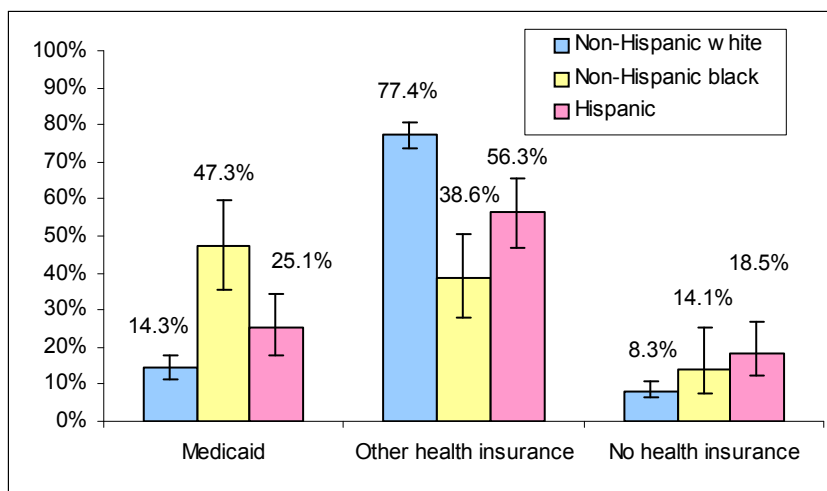


Chart 2. Percentage of children (age 0-17 years) by health insurance coverage and race/ethnicity, 2008-2009 Florida Child Health Survey



Note: All graphs include 95% confidence intervals ("I").

## Health Care Access and Usage Among Florida Children 2008-2009 Florida Child Health Survey

### HEALTH INSURANCE COVERAGE (CONTINUED)

Health insurance coverage enhances the likelihood of a child receiving the health care necessary to reach their life potential. Health insurance coverage and type of coverage varies among Florida children (age 0 to 17 years).

#### Primary Language Spoken at Home

- 29.8% of Florida children living in a home where English is not the primary language are uninsured.

#### Children with Special Health Care Needs (CSHCN)

- Florida children with special health care needs (CSHCN) have similar rates of being uninsured (12.7%) as other children (11.6%).

Chart 3. Percentage of children (age 0-17 years) by health insurance coverage and primary language spoken at home, 2008-2009 Florida Child Health Survey

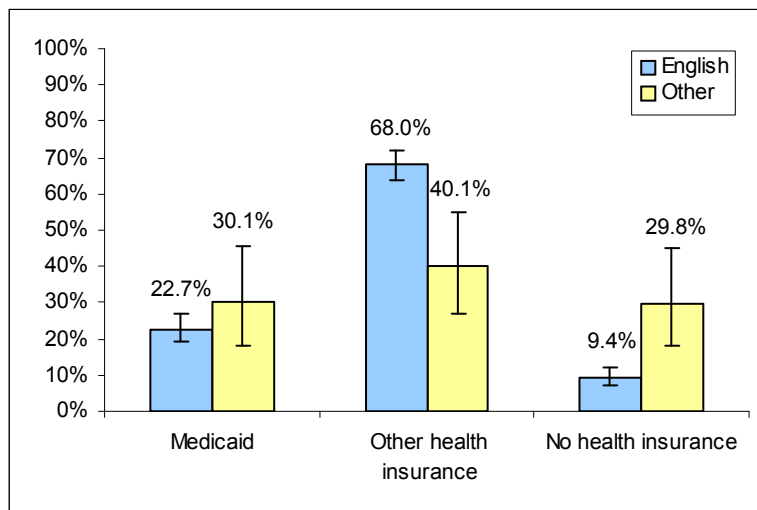
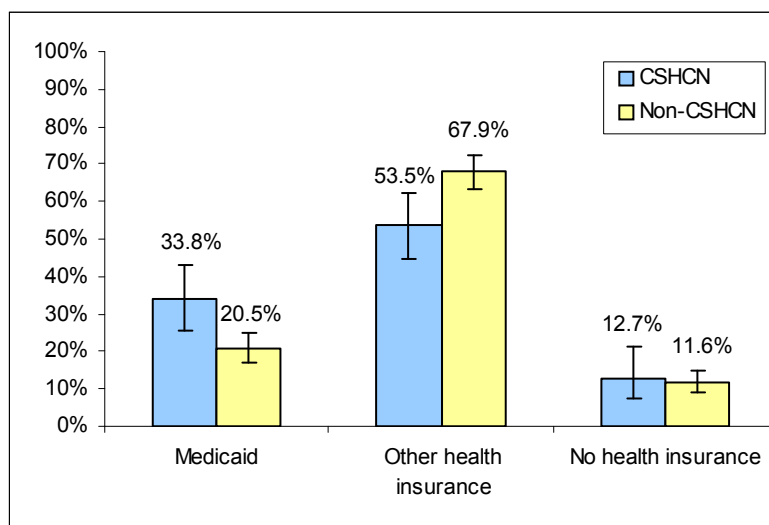


Chart 4. Percentage of children (age 0-17 years) by health insurance coverage and children with special health care needs (CSHCN), 2008-2009 Florida Child Health Survey



Note: All graphs include 95% confidence intervals ("I").

# Health Care Access and Usage Among Florida Children

## 2008-2009 Florida Child Health Survey

### GAPS IN HEALTH INSURANCE COVERAGE

Overall, 7.6% of Florida children had a gap in health insurance coverage. A gap is considered any time when the child was not covered by any health insurance during the past 12 months. This excluded those children who do not currently have insurance coverage.

#### Race/Ethnicity

- A higher percentage of Hispanic children (14.1%) had a gap in health insurance coverage during the past 12 months compared with other racial and ethnic groups.
- Non-Hispanic black children had the second highest percentage (9.9%).

#### Health Insurance

- Four times as many children currently enrolled in Medicaid (16.4%) had a gap in health insurance coverage during the past 12 months compared with children with other health insurance (3.8%).

#### Children with Special Health Care Needs (CSHCN)

- More than twice as many CSHCN (15.3%) had a gap in health insurance coverage during the past 12 months compared with other children (5.9%).

Chart 4. Percentage of children (age 0-17 years) with a gap in their health insurance coverage during the past 12 months by race/ethnicity, 2008-2009 Florida Child Health Survey

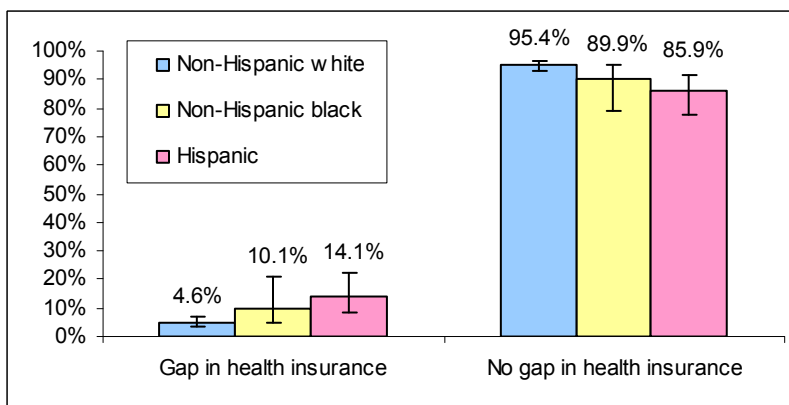


Chart 5. Percentage of children (age 0-17 years) with a gap in their health insurance coverage during the past 12 months by health insurance coverage, 2008-2009 Florida Child Health Survey

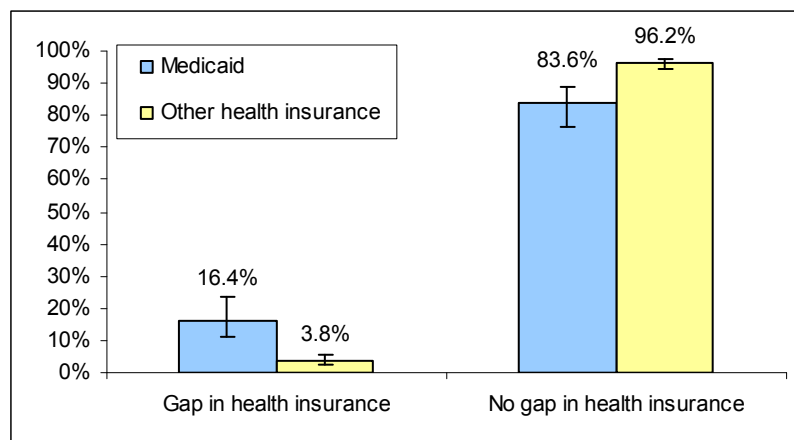
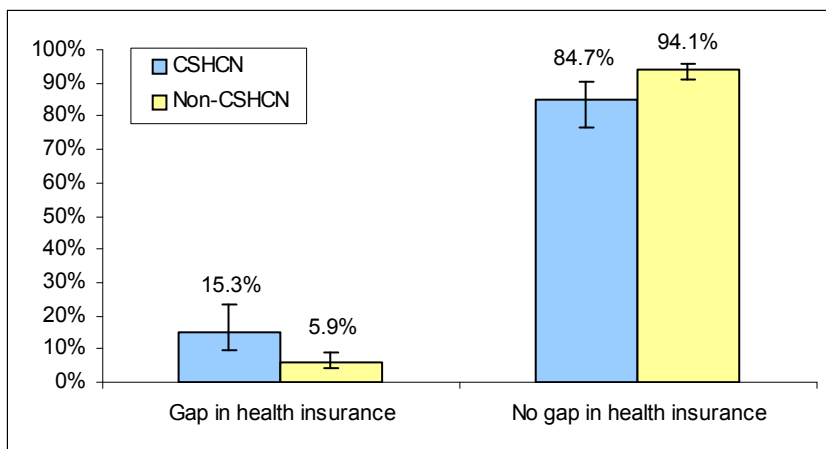


Chart 6. Percentage of children (age 0-17 years) with a gap in their health insurance coverage during the past 12 months by children with special health care needs (CSHCN), 2008-2009 Florida Child Health Survey



Note: All graphs include 95% confidence intervals ("I").

## Health Care Access and Usage Among Florida Children 2008-2009 Florida Child Health Survey

### PERSONAL HEALTH CARE PROVIDER

19.2% of Florida children (age 0 to 17 years) do not have a personal doctor or nurse.

#### Race/Ethnicity

- Non-Hispanic black children (28.6%) are more likely to not have a personal doctor or nurse compared with non-Hispanic white (15.6%) and Hispanic children (17.4%).

#### Health Insurance

- Nearly 40% of uninsured children in Florida do not have a personal doctor or nurse.
- Nearly a quarter (23.9%) of Florida children enrolled in Medicaid do not have a personal doctor or nurse.

Chart 7. Percentage of children (age 0-17 years) with a personal health care provider by race/ethnicity, 2008-2009 Florida Child Health Survey

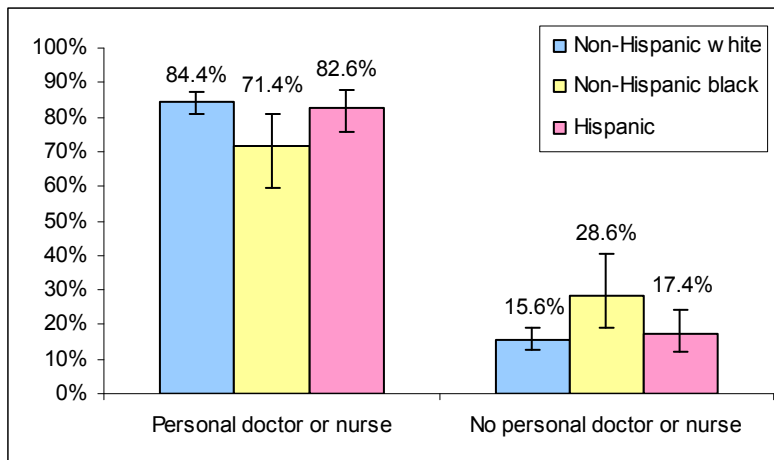
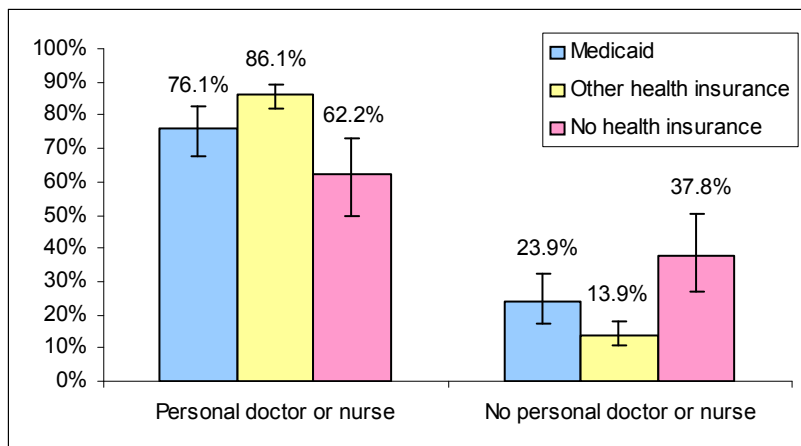


Chart 8. Percentage of children (age 0-17 years) with a personal health care provider by health insurance coverage, 2008-2009 Florida Child Health Survey



# Health Care Access and Usage Among Florida Children

## 2008-2009 Florida Child Health Survey

### HEALTH CARE USAGE

The number of times a child (age 0-17 years) in Florida visited a doctor, nurse, or other health professional for any reason in the past 12 months varies by age, language spoken at home, and insurance coverage.

Chart 9. Percentage of children (age 0-17 years) by number of times the child visited the doctor in the past 12 months and age group, 2008-2009 Florida Child Health Survey

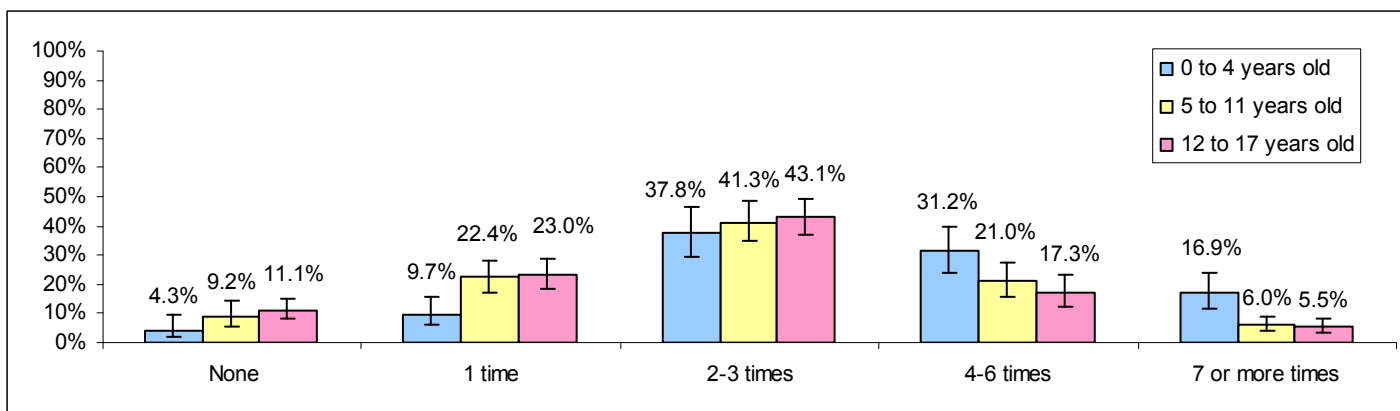


Chart 10. Percentage of children (age 0-17 years) by number of times the child visited the doctor in the past 12 months and primary language spoken at home, 2008-2009 Florida Child Health Survey

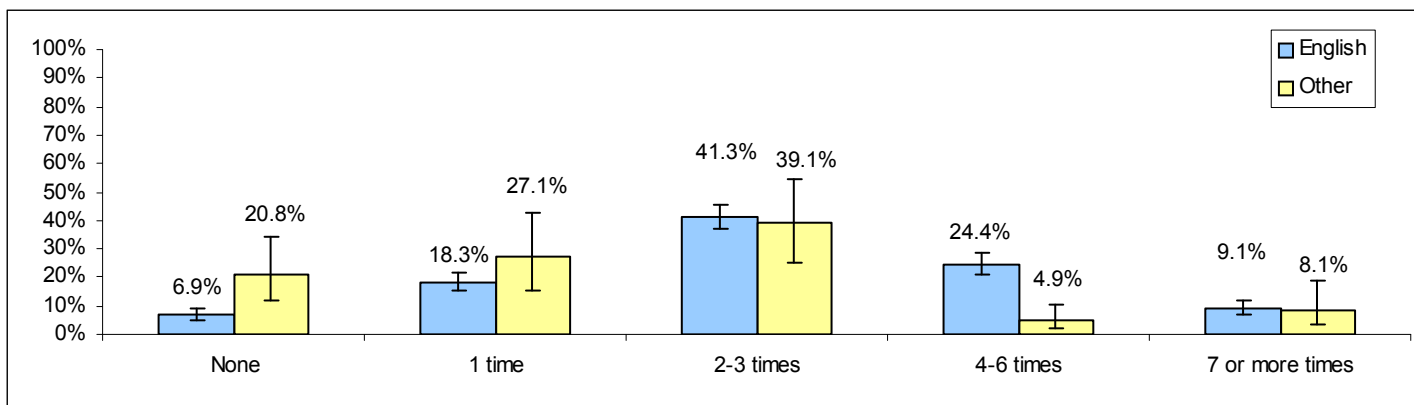
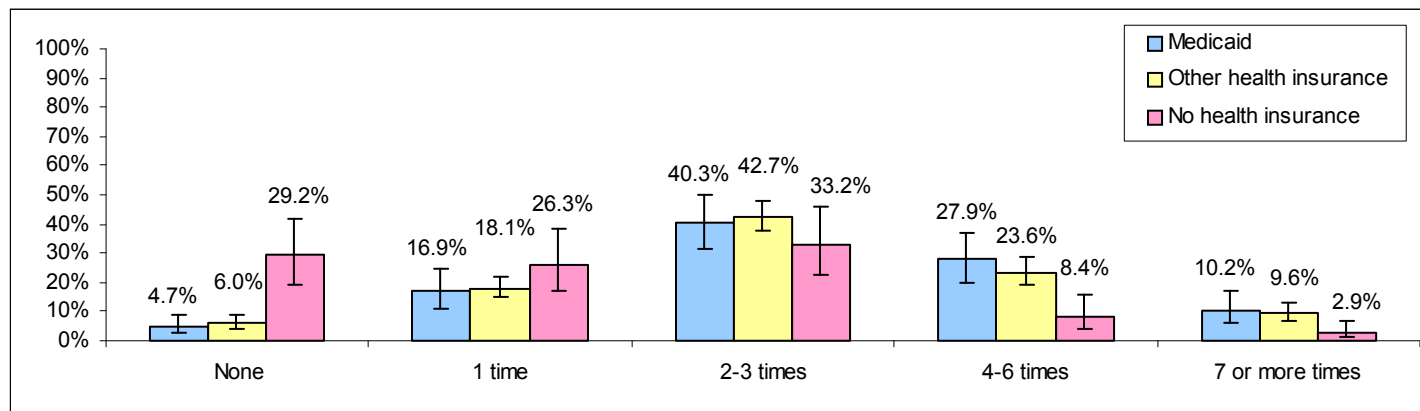


Chart 11. Percentage of children (age 0-17 years) by number of times the child visited the doctor in the past 12 months and health insurance coverage, 2008-2009 Florida Child Health Survey



Note: All graphs include 95% confidence intervals ("I").

## Health Care Access and Usage Among Florida Children 2008-2009 Florida Child Health Survey

### REFERRAL TO A DOCTOR OR OTHER SERVICES

Overall, 21.9% of Florida children needed a referral to see a doctor or receive any other services during the past 12 months.

#### Health Insurance

- Nearly one third of Florida children enrolled in Medicaid needed a referral in the past 12 months.
- Only 10.0% of parents of uninsured children in Florida reported their child needed a referral in the past 12 months. This percentage is less than half of that for children with some type of insurance.

#### Children with Special Health Care Needs (CSHCN)

- 30.9% of children with special health care needs (CSHCN) needed a referral in the past 12 months compared with 19.2% of other children.

#### Problems Getting a Referral

- Getting a referral for children who needed them was not a problem for 86.3% of children, a small problem for 8.0%, and a big problem for 5.8% of Florida children.

Chart 12. Percentage of children (age 0-17 years) by need to be referred to see a doctor or receive any services and health insurance coverage, 2008-2009 Florida Child Health Survey

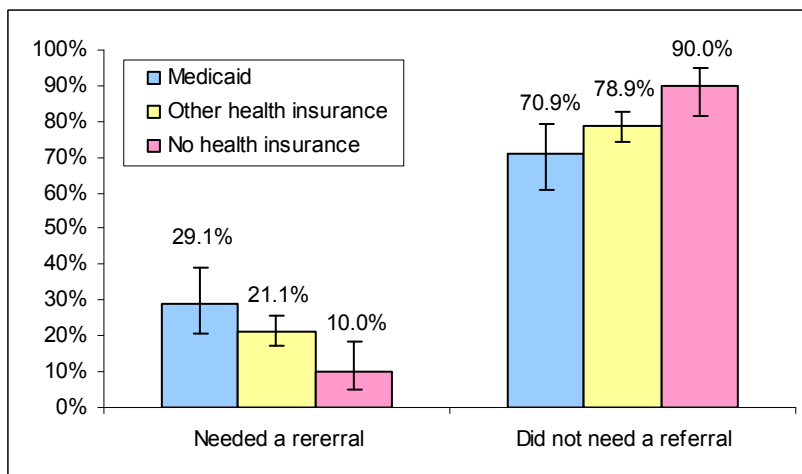


Chart 13. Percentage of children (age 0-17 years) by need to be referred to see a doctor or receive any services and children with special health care needs (CSHCN), 2008-2009 Florida Child Health Survey

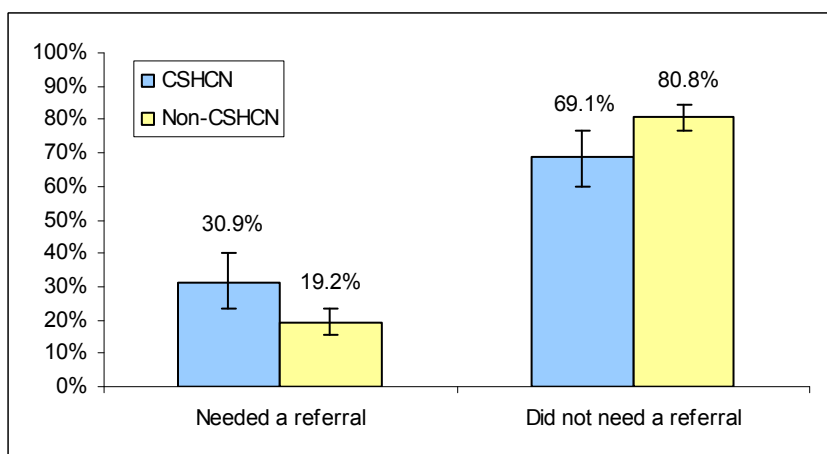
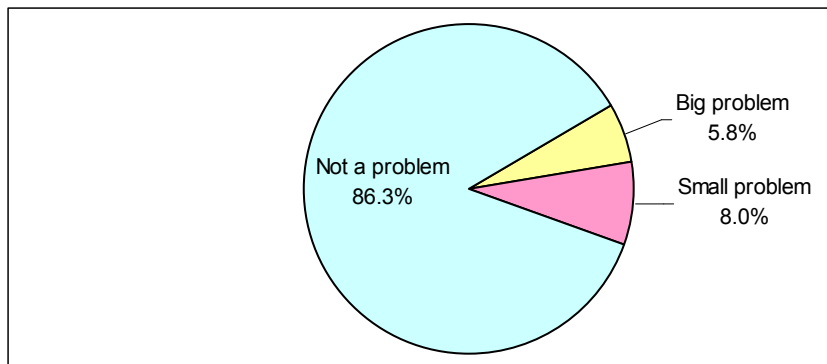


Chart 14. Percentage of children (age 0-17 years) by degree of problem to get the referral, 2008-2009 Florida Child Health Survey



Note: All graphs include 95% confidence intervals ("I").