







## WHAT DO YOU THINK?

Lake County Health Department's Environmental Health section would like to help identify the needs of the Southside Umatilla community. Your input is important because it is the basis for assessing which environmental health concerns exist in your community. Please assist us by completing this survey; the results will be compiled and shared with the community.

<p><i>There are twenty-three (23) questions total.</i></p> <p><i>The first questions (1-6) ask about the way you feel about certain parts of the community.</i></p>		 Satisfied	 Neither Satisfied nor Dissatisfied	 Dissatisfied	 Don't know	  <p>👉 If <u>Dissatisfied</u>, please specify <i>Why</i>?</p>		
1	The lighting in my community at night							
2	The safety from crime in my community							
3	The appearance of my community							
4	The development in my community (for example, land use changes)							
5	The green spaces in my community (for example, wooded lots, groves, wetlands and parks)							
6	The safety of the drinking water in my home							
<p><i>The next questions (7-11) ask about your experiences in the community.</i></p>						Yes	No	Don't Know
7	Are there abandoned structures (such as buildings, cars, or large appliances) in your community that you feel should be removed?							
8	When you or your family members' use the plumbing fixtures (such as sinks or toilets) in your home, do you notice sewage or foul smelling water backing up into your shower or tub?							
9	Are there roaming animals (such as dogs, cats, or raccoons) in your community?							
10	Are there areas of poor drainage (such as standing or stagnant water) near or around the roads in your community?							
11	Are there large amounts of litter (such as yard debris or trash) not properly disposed of in your community?							

Questions twelve through fifteen (12-15) are about your habits and lifestyle.

12. What is the main source of drinking water used in your home?

- A city, county, or town water system
- A small water system operated by an association
- A private well serving your home
- Other source- Specify: \_\_\_\_\_

13. In your home, does your family use your tap water for the purposes of drinking and cooking?

- Yes
- No ☞ *If no, then go to question 13.a)*

**13.a)** I do not use my tap water for drinking and cooking because of:

	Yes	No
Taste		
Smell		
Color		
Health Concerns		

Other: *Specify*

14. Is there access to public bus transportation in your community?

- Yes
- No ☞ *If No, then go to question 14.a)*

**14.a)** If your community does not have public bus transportation, would you use this service if it was available?

- Yes
- No
- Maybe / Not sure

15. Do you walk or ride a bike someplace (like a store, park, or school) 2-3 times a week?

- Yes
- No ☞ *If No, then go to question 15.a)*

**15.a)** I do not walk or ride a bike someplace 2-3 times a week because:

	Yes	No
I am not healthy enough		
It is too difficult		
I am too busy- no time		
It is too dangerous- traffic		
It is too dangerous- crime		
No place to go- too far to walk/ ride a bike		

Other: *Specify*

The following questions are demographic (population) information.

The information is voluntary. If you feel uncomfortable with any of the questions at any time, please skip the question, as it is your option what information you provide.

16. How long have you lived in Southside Umatilla?

- Less than 1 year
- 1 – 4 years
- 5 – 9 years
- 10 – 19 years
- 20 years or more

17. How old are you?

- 18 – 24 years
- 25 – 44 years
- 45 – 64 years
- 65 years or older

18. What is your gender?

- Male
- Female

19. What is your ethnicity?

- Black or African American
- Hispanic or Latino
- White non-Hispanic
- Other: *Specify* \_\_\_\_\_

20. How many total people live in your household? ☞ *Go to question 20.a) for all responses*

- 1 – 2
- 3 – 4
- 5 – 6
- 6 or more

**20.a)** How many of the people in your household are:

- Under 18: \_\_\_\_\_
- 18 – 24 years: \_\_\_\_\_
- 25 – 44 years: \_\_\_\_\_
- 45 – 64 years: \_\_\_\_\_
- 65 years or older: \_\_\_\_\_

21. What is your household income per year?

- Less than \$9,999
- Between \$10,000 and \$19,999
- Between \$20,000 and \$29,999
- Between \$30,000 and \$39,999
- \$40,000 or more

22. Do you own or rent the house/apartment you are currently living in?

- Own
- Rent
- Other: *Specify* \_\_\_\_\_

23: Is there something you feel is not mentioned in this survey that you would like to address?

- No
- Yes ☞ *If Yes, then go to question 23.b)*

**23.b)** *Please Specify:*

---

---

---

---