

Community Health Improvement Plan

*Hardee County
2023-2027*

May 2023

Florida Department of Health in Hardee County

Table of Contents

Acknowledgements.....	5
Executive summary.....	6
Using the CHIP.....	6
Community Health Assessment.....	7
Community Health Status Assessment.....	8
Community Themes and Strengths Assessment.....	8
Local Public Health System Assessment.....	9
Forces of Change Assessment.....	10
Identified Priority Health Issues.....	10
Behavioral Health.....	11
Access to Healthy Foods.....	13
Access to Healthcare.....	15
Updates and Revisions.....	19
Action Plan.....	20
References.....	26

Acknowledgements

The Florida Department of Health in Hardee would like to recognize the organizations and individuals who dedicated their valuable time to help complete this Community Health Improvement Plan (CHIP). Hardee County is on the road to improving the health and well-being of its residents due to your hard work and dedication.

- AdventHealth Wauchula
- Career Source Heartland
- Drug Free Hardee
- Feeding Tampa Bay
- Florida Department of Health in Polk County Epidemiology
- Florida Poison Information Center – Tampa General Hospital
- Hardee County Board of County Commissioners
- Hardee County Sheriff's Office
- Healthy Start Coalition
- Heartland for Children
- Heartland Rural Health Network
- Peace River Center
- Step Up Suncoast
- Tobacco Free Hardee
- Tri County Human Services
- Wauchula Police Department

Executive Summary

The Hardee County CHIP was created with guidance from Healthy Hardee, the CHIP work group, and other community partners as part of a shared interest in and ongoing efforts to improve the overall health of Hardee County. This report was compiled by the Florida Department of Health in Hardee County (FDOH-Hardee).

Healthy Hardee and FDOH-Hardee decided the CHIP would focus on the following priority health issues after a series of meetings reviewing and discussing the data collected in the Community Health Assessment (CHA):

- Behavioral Health
- Access to Healthy Foods
- Access to Healthcare
- Economy

The goal of the CHIP process is to create goals, objectives, and strategies targeting the priority health issues identified in the CHA while aligning with already existing state and national objectives as well as local programs and organization's goals. This includes the Florida State Health Improvement Plan (SHIP) 2022-2026, Healthy People 2030, tobacco prevention and education work plan, and more.

The 2023 Hardee County CHIP is a living document that will be reviewed quarterly and updated by December 31st of each year. Updates and changes will be tracked under the *Updates and Revisions* section of this document.

Using the CHIP

Everyone plays an important role in the creation and implementation of the CHIP, from residents to community leaders and advocates, government officials, and health care professionals. Below are some suggested ways to use this CHIP to improve the health of our community:

Community Residents

- Understand the top health priorities facing Hardee County and use this Plan to improve the health of your community
- Use the information from this Plan to discuss health issues that are important to you with community leaders
- Volunteer your time, talents, or other resources

Government Officials

- Understand the top health priorities facing Hardee County
- Identify barriers to good health in your community
- Participate in community efforts laid out in the CHIP strategies

Health Care/Public Health Professionals

- Understand the top health priorities facing Hardee County
- Be a resource for the community
- Inform patients/clients of the resources listed in the CHIP

Employers

- Understand the top health priorities facing Hardee County
- Use this plan to recommend resources to help make your business a healthy place to work
- Educate your staff on the link between productivity and employee health

Faith-based Organizations

- Understand the top health priorities facing Hardee County
- Use this plan to improve the overall health (body, mind, and spirit) of your community

Community Health Assessment

The Mobilizing for Action through Planning and Partnerships (MAPP) model was used to complete the 2022 Hardee County Community Health Assessment. This process required engagement of local public health system partners and the community at large. MAPP is a nationally recognized planning tool that helps communities prioritize health issues and identify resources to identify them.

The MAPP process is centered around four main assessments that include:

1. Community Health Status Assessment
2. Community Themes and Strengths Assessment
3. Forces of Change Assessment
4. Local Public Health System Assessment

These assessments were conducted by the Florida Department of Health in Hardee and Healthy Hardee between 2019-2022. A complete report of the findings of these assessments can be found in the 2022 Hardee County Community Health Assessment report. The CHA uses both primary and secondary data to develop an accurate picture of the health of Hardee County residents.

As part of the MAPP process, Healthy Hardee members shared their definition of what a healthy community looks like. Members then came to an agreement on the following vision statement: Working together to create an inclusive and thriving community where health and wellness outcomes are improved for residents.

The vision represents a community that informs and inspires residents to build healthier lives, have access to healthier foods, create a safe environment where alcohol and substance use do not present harmful consequences, and strives to improve economic stability for residents.

Community Health Status Assessment

The Community Health Status Assessment assesses data about health status, quality of life, and risk factors in the community. This assessment is intended to answer the questions:

- ❖ *“How healthy are our residents?”*
- ❖ *“What does the health status of our community look like?”*

During the Healthy Hardee meetings held from June to December 2022, attendees assessed data from County Health Rankings, Florida Health Community Health Assessment Resource Tool Set (CHARTS), and other data sources.

Community Themes and Strengths Assessment

The Community Themes and Strengths Assessment answers questions such as: “How is quality of life perceived in our community?” and “What is important to our community?”. This assessment results in an understanding of community issues and concerns, perceptions about quality of life, and community assets.

Community meetings were held June to December 2022 asking residents the above questions. The 2022 Hardee County Community Health Survey was a 60-question survey and was available online and on paper in both English and Spanish. Participants were asked questions related to 1) health status, 2) health issues, and 3) community resources while also looking at demographics and socioeconomic status. The findings provided qualitative information that revealed community sentiments regarding health status and issues in Hardee County.

- Access to Healthcare
- Aging Problems
- Alcohol Abuse
- Being Overweight
- Diabetes
- Distracted Driving
- Good Jobs and Healthy Economy
- Good Place to Raise Children
- Drug Use/Abuse
- Lack of Exercise
- Low Crime/Safe Neighborhoods
- Mental Health (including suicide)
- Poor Eating Habits
- Vaping, Cigarette, Cigar, or e-cigarette use

Focus groups were held to get feedback from individuals in the community about certain aspects that could be monitored to make the community better. Below are the concerns participants had:

- Access to Health Services
- Children’s Health
- Discrimination & Bias
- Economy
- Food Security/Access
- Healthcare Insurance
- Mental Health
- Substance Use and Misuse
- Transportation

Below are the recurring themes that were identified using community health surveys and focus groups:

Chart 1

Recurring Themes and Strengths Assessment
Behavioral Health
Access to Healthy Foods
Access to Healthcare
Economic Stability

Local Public Health System Assessment

The Local Public Health System Assessment (LPHSA) focuses on all the organizations and entities that contribute to the public’s health. The LPHSA answers the question “What are the components, activities, competencies, and capacities of our local public health system?” The LPHSA survey was closed on December 9, 2022. The following table shows a summary of performance score by each Essential Public Health Service. The scores range from a minimum value of 0% meaning that no activity is performed pursuant to the standards to a maximum of 100% meaning that all activities are performed at an optimal level.

Chart 2

How well did the system perform the ten Essential Public Health Services?		
	Essential Public Health Service	Percentage of respondents who answered moderate or better when scoring each essential service
1	Monitor Health Status to Identify Community Health Problems	78.57
2	Diagnose and Investigate Health Problems and Health Hazards	84.61
3	Inform, Educate, and Empower People about Health Issues	76.91
4	Mobilize Community Partnerships to Identify and Solve Health Problems	84.61
5	Develop Policies and Plans that Support Individual and Community Health Efforts	92.31
6	Enforce Laws and Regulations that Protect Health and Ensure Safety	61.54
7	Link People to Needed Personal Health Services and Assure the Provision of Health Care when Otherwise Unavailable	76.92
8	Assure a Competent Public and Personal Health Care Workforce	69.22
9	Evaluate Effectiveness, Accessibility, and Quality of Personal and Population-Based Health Services	84.62
10	Research for New Insights and Innovative Solutions to Health Problems	61.54

Forces of Change Assessment

The Forces of Change Assessment identifies forces – such as trends, events, or factors – that are or will be affecting the community or the local public health system. A session was held on November 17, 2022 with local stakeholders to determine the strengths, weaknesses, opportunities, and threats of our community that could have health impacts in the future.

Some of the areas identified during this session included:

- Natural Disasters
- Substance Use and Misuse
- Political Differences
- Social Issues
- Emerging Diseases
- Immigration
- Economic Issues
- Inflation
- Funding Issues
- Geographic Location of the County
- Limited Resources
- Global Changes
- Technological Advancements

All items were included in action planning and consensus building.

Identified Priority Health Issues

During the CHA process, themes and concerns emerged that were common throughout each of the assessments and their results. Healthy Hardee members were given the opportunity to provide feedback during the September 2022 meeting. Healthy Hardee identified four priority issues listed below as the focus areas for the 2023-2027 Hardee County CHIP.

- Behavioral Health
- Access to Healthy Foods
- Access to Healthcare
- Economy

The following section of this plan highlights some of the data that led to the decision to focus on the above health issues.



Hardee County

Assesses and Resources

<h3 style="text-align: center;">Behavioral Health</h3> <ul style="list-style-type: none">• Peace River Center- Mobile Crisis Unit• Tri-County Human Services- Project Hope• Hardee County School Board• Tobacco Free Hardee- SWAT Program• Drug Free Hardee- Uthmpact	<h3 style="text-align: center;">Access to Healthy Foods</h3> <ul style="list-style-type: none">• Advent Health Wauchula• Feeding Tampa Bay- Food Is Health Classes• WIC• Cutting Edge Ministries- Food Distribution
<h3 style="text-align: center;">Access to Healthcare</h3> <ul style="list-style-type: none">• Minority Health and Quality of Life- NMHM• Multicultural Day• Healthy Start Coalition- Florida Healthy Babies	<h3 style="text-align: center;">Economic Stability</h3> <ul style="list-style-type: none">• Drug Free Hardee- Student Hub• Career Source• Heartland- Job Fair• South Florida State College- Panther Youth Program



Behavioral Health

A higher number of Hardee County youth report having used alcohol, vaping, and vaping marijuana than their counterparts throughout the state. Substance use is a problem in rural areas and can lead to social health consequences, decreased academic performance, risk of overdose or death and mental health issues. 32.8% of students, ages 11-17 in the past year, felt sad or hopeless for two or more weeks in a row and stopped doing usual activities.

Chart 4

Percentages of Hardee County and Florida Statewide youth who reported having used various drugs in the past 30 days, 2020

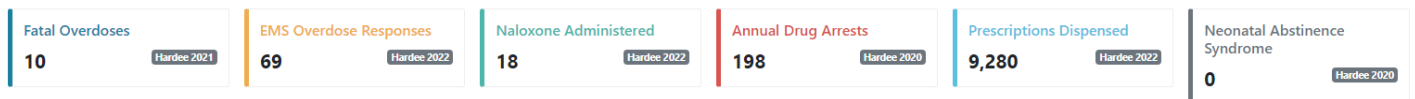
	Hardee County							Florida Statewide						
	Middle School	High School	Female	Male	Ages 10-14	Ages 15-17	Total	Middle School	High School	Female	Male	Ages 10-14	Ages 15-17	Total
Alcohol	11.2	23.3	19.1	16.9	12.4	20.2	17.8	8.2	19.9	15.9	13.7	8.7	19.7	14.8
Binge Drinking	6.5	12.9	10.5	9.1	7.2	12.2	10.0	3.4	9.2	6.8	6.4	3.6	8.9	6.7
Cigarettes	1.4	2.2	1.6	2.0	1.3	2.1	1.9	1.1	2.4	1.4	2.1	1.1	2.3	1.8
Vaping Nicotine	8.4	18.6	14.1	14.1	10.2	15.9	14.0	5.8	15.6	12.3	10.4	6.5	15.6	11.4
Vaping Marijuana	4.9	10.5	6.5	9.4	5.0	9.5	8.0	3.0	10.6	7.3	7.3	3.4	10.6	7.3
Marijuana or Hashish	5.1	12.4	7.6	10.6	4.9	12.3	9.1	3.8	15.9	10.6	10.7	4.4	15.8	10.7
Synthetic Marijuana	--	1.8	2.6	1.1	--	2.0	--	--	0.9	0.8	1.0	--	0.9	--
Inhalants	2.3	0.2	1.0	1.1	2.3	0.0	1.2	2.8	1.2	2.4	1.4	2.6	1.2	1.9
Club Drugs	0.2	1.0	0.3	1.1	0.0	1.1	0.7	0.3	0.6	0.4	0.6	0.3	0.7	0.5
LSD, PCP or Mushrooms	0.6	0.9	0.3	1.2	0.3	0.9	0.7	0.4	1.3	0.7	1.2	0.4	1.4	0.9
Methamphetamine	0.2	0.0	0.0	0.2	0.0	0.3	0.1	0.4	0.4	0.3	0.5	0.3	0.5	0.4
Cocaine or Crack Cocaine	0.2	1.0	0.4	0.9	0.2	0.5	0.6	0.3	0.5	0.4	0.5	0.3	0.6	0.4
Heroin	0.0	1.2	1.1	0.2	0.0	0.2	0.6	0.2	0.3	0.2	0.3	0.2	0.3	0.2
Prescription Depressants	0.4	1.8	0.8	1.6	0.4	2.1	1.2	0.8	1.2	1.0	1.0	0.8	1.3	1.0
Prescription Pain Relievers	1.0	0.6	1.0	0.7	0.9	0.9	0.8	1.2	1.0	1.3	0.8	1.2	1.0	1.1
Prescription Amphetamines	0.1	0.7	0.4	0.6	0.1	0.6	0.4	0.8	1.3	1.1	1.1	1.0	1.2	1.1
Over-the-Counter Drugs	2.0	1.7	1.8	2.0	2.1	2.0	1.9	1.4	1.3	1.4	1.2	1.4	1.3	1.3
Any illicit drug	9.9	17.2	13.3	14.4	9.9	16.1	13.9	8.8	19.5	15.5	14.1	9.2	19.4	14.8
Any illicit drug other than marijuana	4.3	5.7	5.1	5.1	4.4	4.2	5.1	5.7	5.4	6.0	5.0	5.5	5.5	5.5
Alcohol only	6.6	12.8	11.5	9.1	7.1	11.9	10.0	4.9	10.0	8.6	7.0	5.1	9.9	7.7
Alcohol or any illicit drug	16.3	30.1	25.1	23.0	16.7	28.4	23.8	13.6	29.1	23.9	20.8	14.2	29.0	22.3
Any illicit drug, but no alcohol	5.3	7.2	6.3	6.5	4.6	8.5	6.3	5.5	9.4	8.1	7.2	5.6	9.5	7.7

Note: The first 17 data rows show results for alcohol, cigarettes, and other drugs. The last five data rows show results for various combinations of drugs. Binge drinking is defined as having had five or more alcoholic drinks in a row in the past two weeks. Ecstasy, Rohypnol, GHB and ketamine are provided as examples in the question about club drugs. The symbol "--" indicates that data are not available.

In 2019, 12.8% of adults reported engaging in heavy or binge drinking. Any kind of substance use can lead to mental health issues. 11.5% of Hardee County adults have ever been told they had a depressive disorder in 2019.

Below is information showing the number of fatal overdoses, EMS overdose responses, naloxone administered, annual drug arrest, prescriptions dispensed and neonatal abstinence syndrome.

Chart 5



Below is a chart displaying some of the mental health related data:

Chart 6

Hospitalizations for Mental and Behavioral Health Disorders, Hardee County											
Indicator	Year	Drug and Alcohol-Induced Mental Disorders		Mood and Depressive Disorders		Schizophrenic Disorders		Eating Disorders		Hospitalizations From Mental Disorders	
		Count	Rate	Count	Rate	Count	Rate	Count	Rate	Count	Rate
Under age 18	2021	0	0.0	8	112.0	0	0.0	<5		9	126.0
18-21	2021	0	0.0	<5		0	0.0	0	0.0	<5	
22-24	2021	<5		<5		0	0.0	0	0.0	<5	
25-44	2021	9	132.4	22	323.6	9	132.4	0	0.0	43	632.5
45-64	2021	7	113.3	10	161.8	<5		<5		24	388.4
65-74	2021	<5		<5		<5		0	0.0	11	431.2
75 or older	2021	<5		<5		0	0.0	<5		8	370.7
Total	2021	19	69.3	51	185.9	17	62.0	6	21.9	100	364.5

Data Source:

Florida Agency for Health Care Administration

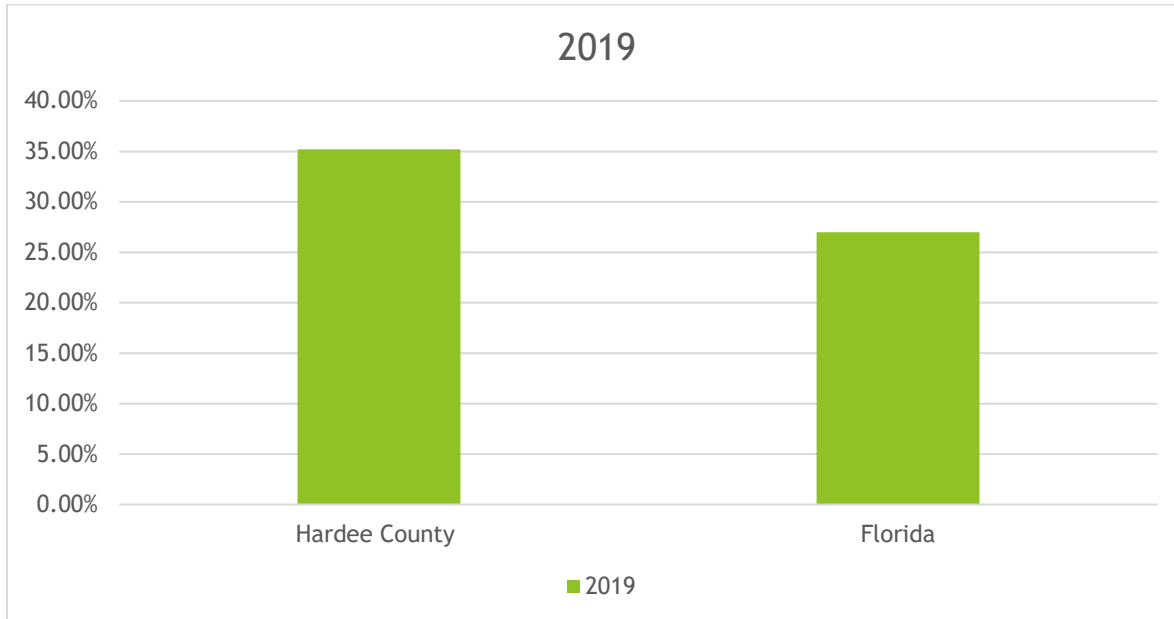
Access to Healthy Foods

The lack of healthy food options is the cause of overweight or obesity. In Florida, 67% of adults are overweight or obese. Access to more healthy foods can prevent the risk of heart disease, diabetes, and hypertension. In 2021, only 14.9% of Florida residents consumed 5 or more fruits or vegetables per day.

Hardee County has a high level of poverty. Lower income individuals consume fewer fruits and vegetables, more sugar-sweetened beverages and have lower overall diet quality. According to the National Institute on Medicine, poverty can lead to financial pressure on families and "lead to the consumption of cheaper foods". They do not hold nutritional value and are filled with high fats and carbohydrates that are not nutrient dense.

Below is the percentage of adults in Hardee who are obese

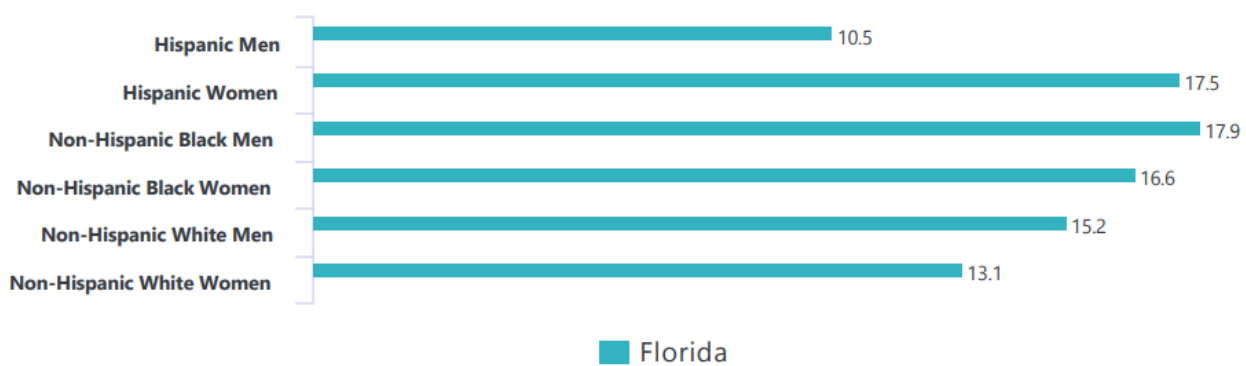
Chart 7



Data source: FL Health Charts

Chart 8

Adults Who Consumed Five or More Servings of Fruits or Vegetables per Day, SEX BY RACE/ETHNICITY - 2021



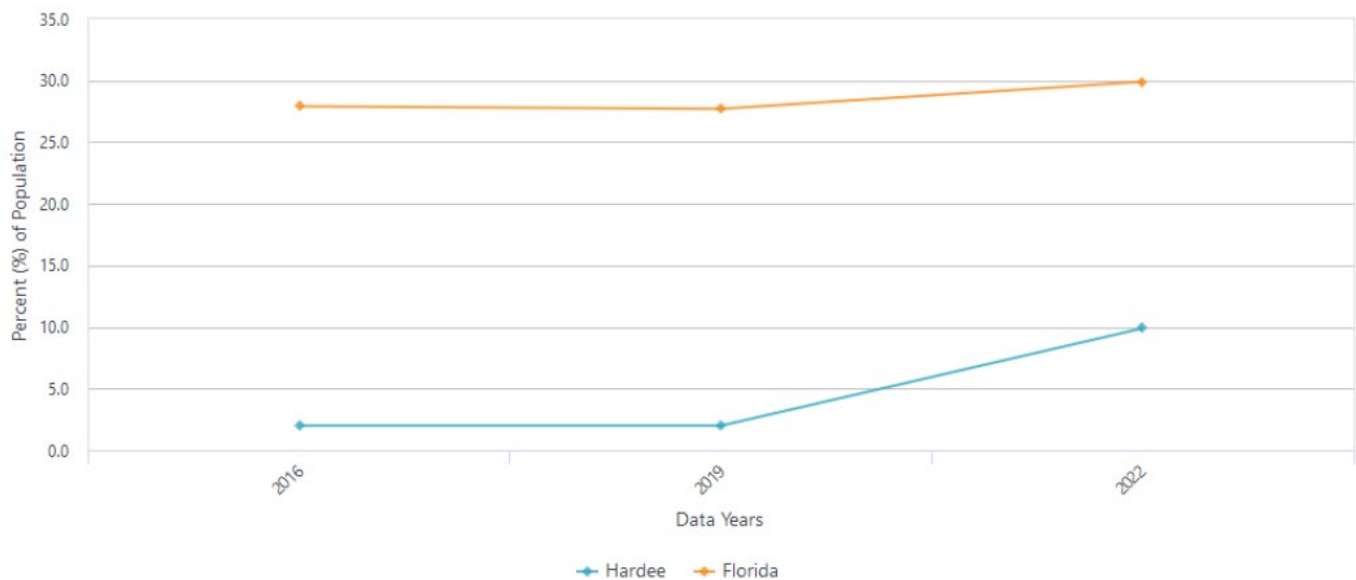
As noted by the above image, Hispanic men are the least likely to consume five or more servings of fruits and vegetables per day followed by non-Hispanic white women.

According to County Health Rankings and Roadmaps, Hardee County, Florida scored 6.6 out of a possible 10 on the food environment index, which includes access to healthy foods and food insecurity. The average value across the country was 7.0.

Chart 9

Population Living Within ½ Mile of a Healthy Food Source, Single Year

Population Living Within ½ Mile of a Healthy Food Source, Single Year



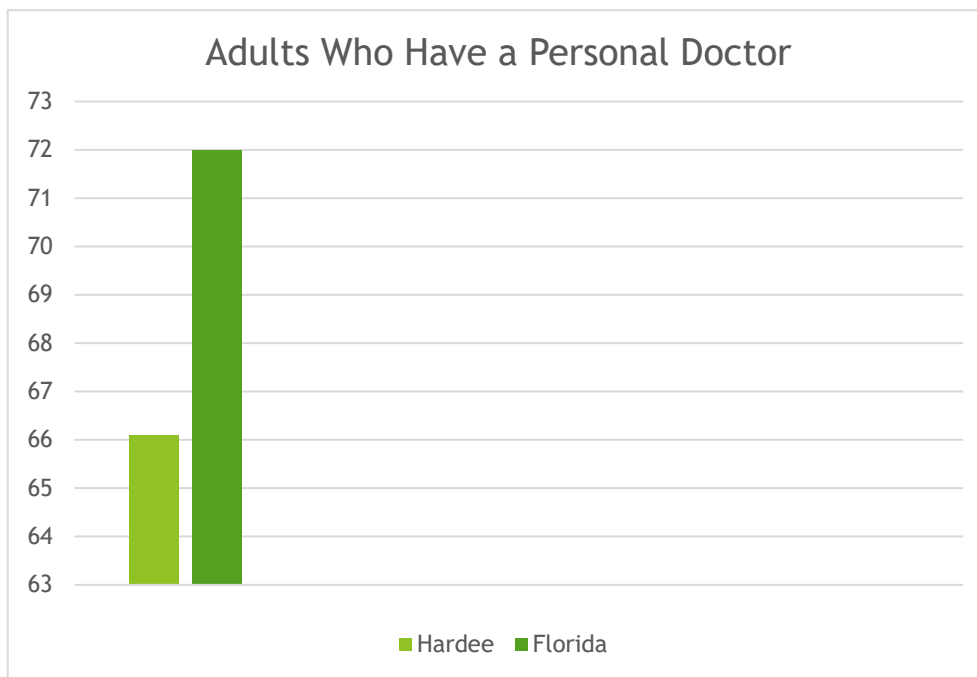
In 2022, the percentage of Population Living Within ½ Mile of a Healthy Food Source in Hardee County was 9.9 compared to Florida at 29.9. The line graph shows change over time when there are at least three years of data.

Access to Healthcare

In Hardee County, focus groups and the community survey reported that access to healthcare is a necessity. The lack of providers and cost of healthcare, prevents community members from finding the right help. This is an essential focus to ensure that our community receives proper care and preventative efforts. Hardee County is a rural county in Florida which means that compared to suburban areas they have fewer individuals living there which causes less healthcare prioritization in the area. Hardee County has been considered a Health Professional Shortage Area and the data shows there is a need for Primary Care, Mental Health, and Dental Care.

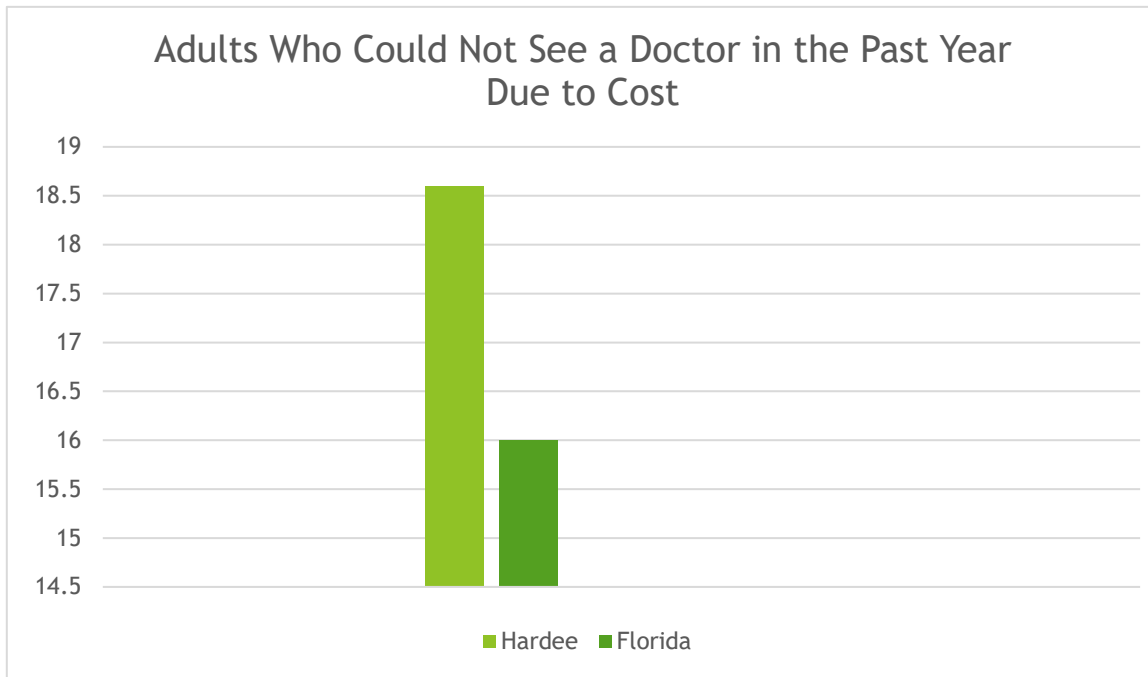
In the table below, it shows in 2019 only 66.1 percent of Adults in Hardee County have a personal doctor compared to 72 percent in the state:

Chart 10



This graph shows the percentage of Adults Who Could Not See a Doctor in the Past Year Due to Cost:
Source: FLHealth Charts

Chart 11

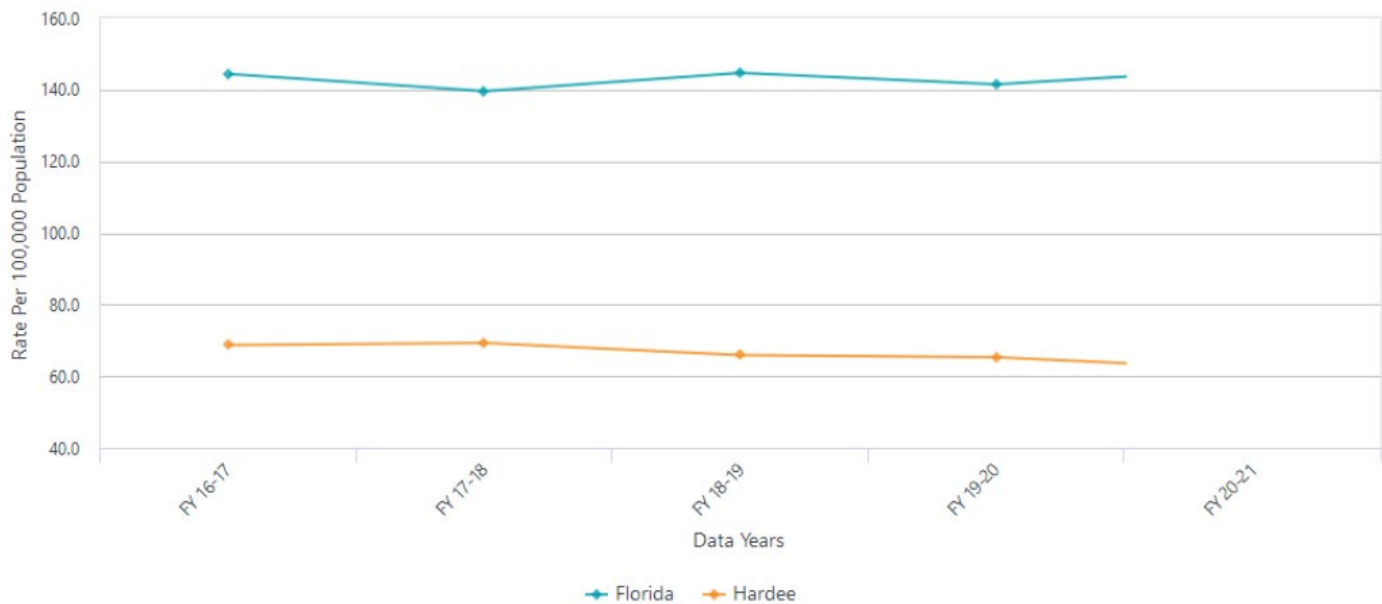


Source: FLHealth Charts

The previous data shown supports the concerns of members living in Hardee County claiming there is a need around Access to Care.

Chart 12

Emergency Medical Technicians (EMTs)/Paramedics, Single Year

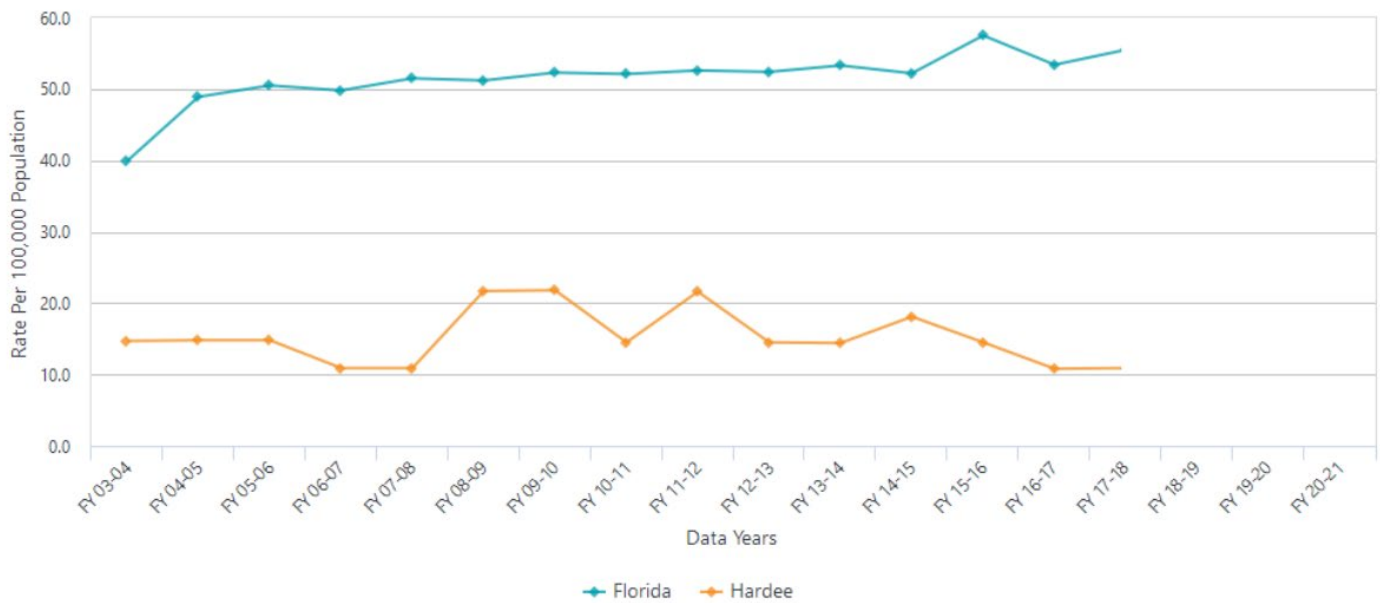


In FY 20-21, the rate per 100,000 of Emergency Medical Technicians (EMTs)/Paramedics in Hardee County was 62 compared to Florida at 145.8. The line graph shows change over time when there are at least three years of data.

The Health Resources and Services Administration (HRSA) has designated Hardee County as a Health Professional Shortage Area (HPSAs) and a Medically Underserved Area (MUA). HPSAs are designated by HRSA as having shortages of primary care, dental care, or mental health providers and may be geographic (a county or service area), population (e.g., low income or Medicaid eligible) or facilities (e.g., federally qualified health centers, or state or federal prisons). Hardee County has received a designation for the county in primary care providers and mental health providers. There are also several entities within the county that are identified as dental health shortage areas.

Chart 13

Licensed Florida Dentists, Single Year



In FY 20-21, the rate per 100,000 of Licensed Florida Dentists in Hardee County was 10.9 compared to Florida at 55.7.

Chart 14

Licensed Florida Physicians, Single Year



In FY 20-21, the rate per 100,000 of Licensed Florida Physicians in Hardee County was 10.9 compared to Florida at 308.8

Updates and Revisions

Healthy Hardee is responsible for measuring, monitoring, and reporting the progress of identified goals and objectives of the Community Health Improvement Plan (CHIP). Progress will be monitored through meetings where the CHIP will be a standing meeting item listed on the Healthy Hardee agenda. By December 31st of each year, Healthy Hardee will review the CHIP and make revisions and updates.

Members of Healthy Hardee will communicate with the Community Health Educator for the Florida Department of Health in Hardee County to ensure goals and objectives are being met.

Chart 15

Date	Description of Change	Page (s) Affected	Reviewed or Changed by
9/1/2023	Added Hardee County Assets and Resources List, Revised page numbers	10-26 and 2	Miranda Adame

For questions regarding this plan please contact:

Miranda Adame

Miranda.Adame@flhealth.gov

(863) 473-6051

Action Plan

Behavioral Health (Mental Health/Substance Use and Misuse)

Priority 1: Improve mental health and decrease substance use and misuse among Hardee County residents							
Goal 1.1: Improve mental health in Hardee County							
Strategy	Objective	Lead Entity	Alignment	Target Date of Completion	Baseline	Target	Status
1.1.1 Increase awareness of available services in regards to mental health and substance abuse	By December 31, 2027, increase the current number of partners and providers from 0 to 5 that educate Healthy Hardee on services provided.	Chair, Co-chair, Secretary	Agency Plans: ASP – N/A SHIP- Priority 5 CHD Plans: SP- 3.1.1 PMQI – In Process HEP-	12/31/27	0	5	
1.1.2 Increase partnership participation	Expand the number of mediums for partners that provide access to services from 0 to 2 to further messaging efforts by December 31, 2027.	Maria Pearson, Stefania Sweet	Agency Plans: ASP- N/A SHIP- Priority 5 CHD Plans: SP- 3.1.1 PMQI- In Process WFD- 9:2 HEP-	12/31/27	0	2	
1.1.3 Increase mental health awareness efforts among Hardee County youth	Increase the number of events from 0 to 5 that promote mental health awareness by December 31, 2027.	Peace River, Tri-County, School Board	Agency Plans: ASP- N/A SHIP- Priority 5 CHD Plans: SP- 3.1.1 PMQI- N/A HEP-	12/31/27	0	5	

Goal 1.2: Reduce substance use and misuse in Hardee County							
1.2.1 Increase awareness of campaigns related to driving under the influence	Grow the number of local efforts from 0 to 2 to deter driving under the influence by December, 31, 2026.	Drug Free Hardee	Agency Plans: ASP- N/A SHIP- Priority 5 CHD Plans: SP- 3.1.1 PMQI- N/A HEP-	12/31/2026	0	2	
1.2.2 Increase awareness of campaigns related to preventing substance use including e-cigarettes (vaping, juuling)	Decrease the percent of middle school students who report using electronic cigarettes/vaporizers in the past 30 days from 14% to 13.5% before December 31, 2026.	Drug Free Hardee and Tobacco Free Hardee/SWAT	Agency Plans: ASP- 1.1.1 SHIP- Priority 5 CHD Plans: SP- 3.1.1 PMQI- N/A HEP-	12/31/2026	14%	13.50%	
1.2.3 Increase NarCan availability and distribution	Increase the distribution of NarCan from 0 per month to 5 per month by December 31, 2024.	Community Health, Tri-County, Poison Control, Drug Free Hardee	Agency Plans: ASP- 1.2.9&1.2.10 SHIP- Priority 5 CHD Plans: SP- 3.1.1 PMQI- N/A HEP-	12/31/2024	0	5	
1.2.4 Increase awareness of substance use and prevention in the community	By December 31, 2025 host a symposium for community members focusing on substance use and prevention increasing the number being hosted locally from 0 to 1.	Maria Pearson, HCSO	Agency Plans: ASP- N/A SHIP- Priority 5 CHD Plans: SP- 3.1.1 PMQI- N/A HEP-	12/31/2025	0	1	

Access to Healthy Foods

Priority 2: Improving access to nutritional education and resources							
Goal 2.1: Increase the number of Hardee County residents eating 3.5 cups of fruits and vegetables per day.							
Strategy	Objective	Lead Entity	Alignment	Target Date of Completion	Baseline	Target	Status
2.1.1 Promote nutrition education opportunities within the county	Expand the number of partner organizations from 0 to 2 that promote healthy eating and nutrition education by December 31, 2026.	AdventHealth, Feeding Tampa Bay	Agency Plans: ASP- N/A SHIP- Priority 2 CHD Plans: SP- 2.1.3 PMQI- N/A HEP-	12/31/2026	0	2	
2.1.2 Increase access to fruits and vegetables	Host an event to educate families on healthy eating and cooking increasing the number of families participating from 0 to 25 by December 31, 2027.	Feeding Tampa Bay, WIC	Agency Plans: ASP- N/A SHIP- Priority 2 CHD Plans: SP- 3.1.1 PMQI- N/A HEP-	12/31/2027	0	25	

Access to Health Care

Priority 3: Improve overall health efforts within Hardee County.								
Goal 3.1: Increase access to preventative and health education resources.								
Strategy	Objective	Lead Entity	Alignment	Target Date of Completion	Baseline	Target	Status	
3.1.1 Improve outreach in underserved communities	Quarterly, partner with subject matter experts to educate and share resources with the Hispanic population increasing the number of individuals participating in health education programs from 0 to 10.	Minority Health and Health Equity Liasion (MHHE)	Agency Plans: ASP- N/A SHIP- Priority 2 CHD Plans: SP- 1.1.2 PMQI- N/A HEP-	6/30/2023	0	10		
3.1.1B Improve outreach in underserved communities	Quarterly, partner with subject matter experts to educate and share resources with the Black population increasing the number of individuals participating in health education programs from 0 to 10.	Minority Health and Health Equity Liasion (MHHE)	Agency Plans: ASP- N/A SHIP- Priority 2 CHD Plans: SP- 1.1.2 PMQI- N/A HEP-	6/30/2023	0	10		
3.1.2 Establish knowledge of preventative care and health education resources	Biannually, improve the number of partners updating their information from 0 to 10 on findhelp.org as evidence by review date.	Secretary	Agency Plans: ASP- N/A SHIP- Priority 6 CHD Plans: SP- N/A PMQI- N/A HEP-	12/31/2023	0	10		

Economic Stability

Priority 4: Educate and improve upon economic stability and resilience for Hardee County residents							
Goal 4.1: Improve financial literacy of Hardee County residents							
Strategy	Objective	Lead Entity	Alignment	Target Date of Completion	Baseline	Target	Status
4.1.1 Increase knowledge and awareness of programs related to financial literacy	By December 31, 2025, increase the number of organizations that provide financial literacy education to Hardee County residents from 1 to 2.	Drug Free Hardee	Agency Plans: ASP- N/A SHIP- Priority 6 CHD Plans: SP- N/A PMQI- N/A HEP-	12/31/25	1	2	
4.1.2 Promote a financial literacy program in Hardee County	Increase the number of financial literacy programs being promoted at community events in Hardee County from 0 to 1 by December 31, 2025.	Drug Free Hardee	Agency Plans: ASP- N/A SHIP- Priority 6 CHD Plans: SP- N/A PMQI- N/A HEP-	12/31/25	0	1	
Goal 1.2: Increase the number of residents utilizing job placement services							
4.2.1 Promote CareerSource Heartland	By December 31, 2025 conduct 3 promotional efforts for CareerSource Heartland increasing from the current baseline of 0.	Secretary, Lenora White	Agency Plans: ASP- N/A SHIP- Priority 6 CHD Plans: SP- N/A PMQI- N/A HEP-	12/31/25	0	3	
4.2.2 Increase awareness of open jobs within Hardee County	Partner with organizations to host a job/career fair by December 31, 2026 increasing the number of events from 0 to 1.	Chair	Agency Plans: ASP- N/A SHIP- Priority 6 CHD Plans: SP- N/A PMQI- N/A HEP-	12/31/26	0	1	

4.2.3 Promote local job fairs in the community.	Promote 2 job fairs through our partners websites, social media pages, etc. by December 31, 2025 increasing from the current baseline of 0.	Secretary	Agency Plans: ASP- N/A SHIP- Priority 6 CHD Plans: SP- N/A PMQI- N/A HEP-	12/31/25	0	2	
---	---	-----------	---	----------	---	---	--

References

Florida Health CHARTS

<https://www.flhealthcharts.gov/charts/default.aspx>

County Health Rankings and Roadmaps

<https://www.countyhealthrankings.org/>

National Institutes of Health

<https://www.nih.gov/Health-information>

Centers for Disease Control

<https://www.cdc.gov/>

Health Resources and Services Administration

<https://data.hrsa.gov/tools/shortage-area>

U.S. Department of Health and Human Services

<https://health.gov/healthypeople>