

2006 Florida Youth Tobacco Survey

Dade County

Changes and Trends from 2000 to 2006



The Florida Youth Tobacco Survey (FYTS) is a statewide, school-based confidential survey that has been conducted annually since 1998. The FYTS collects information regarding the statewide prevalence of tobacco use, attitudes, and related behaviors among middle and high school students throughout Florida and tracks those behaviors over time. The FYTS has been administered annually at the state level since 1998 and has been administered at the county level in 2000, 2002, and 2006. With three years of county level data, we are now able to track changes within each county.

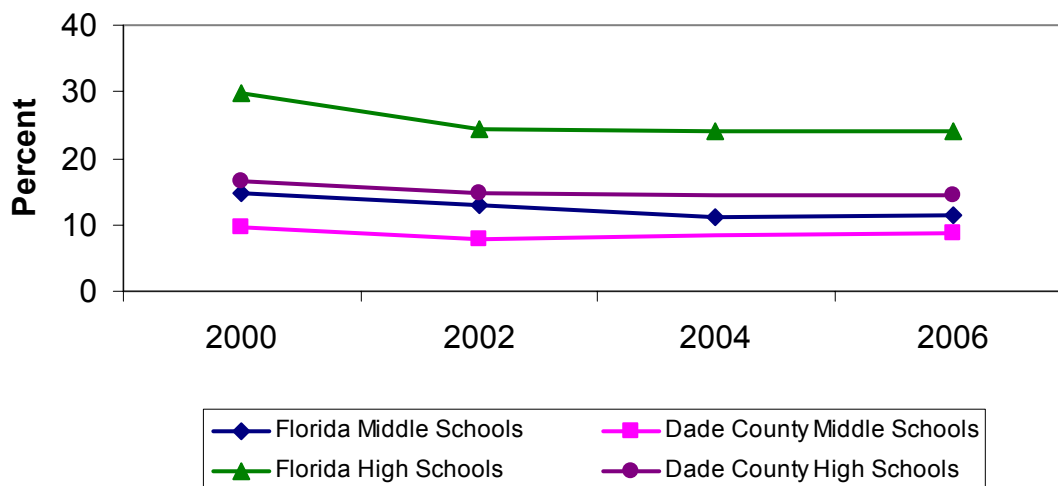
In Dade County, 1030 middle school students and 1068 high school students in 36 public schools completed the 2006 FYTS. This report presents the county level data in 2000, 2002, and 2006. State and county prevalence from 2000 and 2002 were included for comparison. The county level data and state level data are weighted to represent the entire population of Dade County public middle and high school students and Florida public middle and high school students respectively. These data can be used by county health departments, school districts, and other community organizations and citizens to estimate the magnitude of youth tobacco use in Dade County, as well as to compare tobacco use, attitudes, and related behaviors in Dade County to those for Florida as a whole.

Current Tobacco Use

Current Tobacco Use

Current tobacco use is defined as having used any form of tobacco, on one or more of the past 30 days. Any form of tobacco includes cigarettes, cigars, smokeless or chewing tobacco, and specialty tobacco such as pipe tobacco, Bidis (small brown cigarettes from India), or Kreteks more commonly known as "clove cigarettes." Overall tobacco use among Dade County middle school students has decreased by 7.0 percent from 9.5 percent in 2000 to 8.8 percent in 2006. Overall tobacco use among Dade County high school students has decreased by 11.2 percent from 16.4 percent in 2000 to 14.6 percent in 2006.

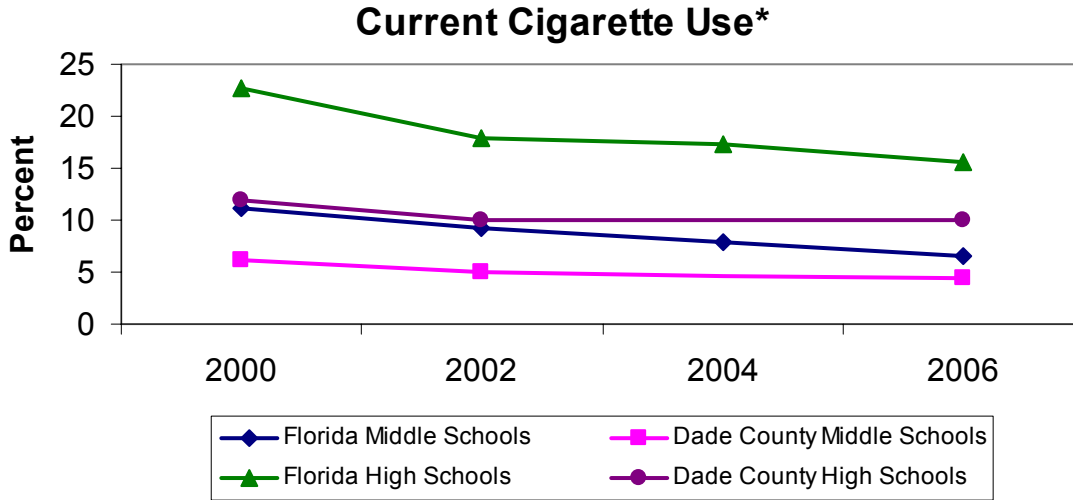
Current Use of Any form of Tobacco*



*Data are available only where point estimates are shown.

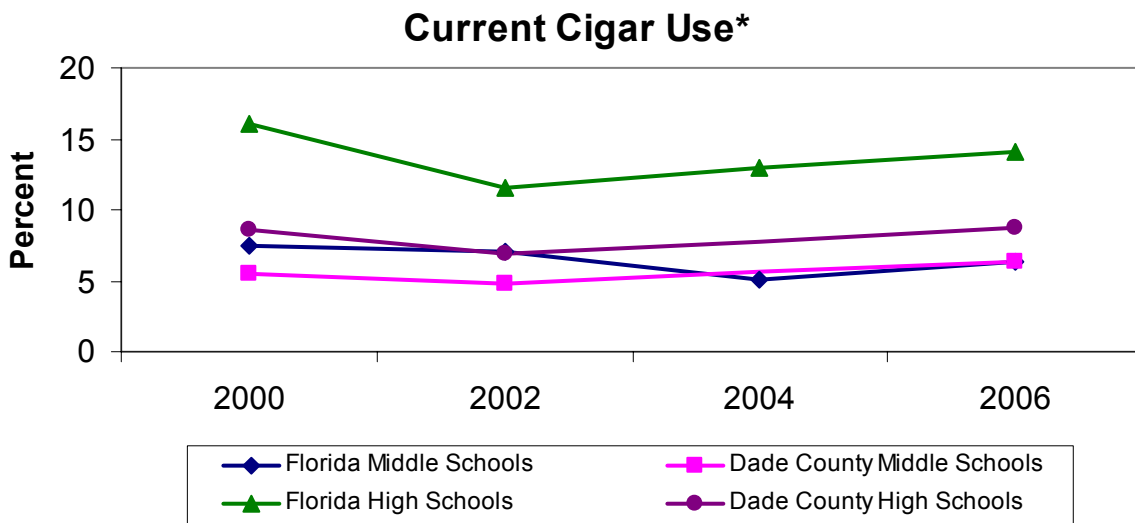
Current Cigarette Use

Current cigarette use is defined as having smoked a cigarette on one or more of the past 30 days. The prevalence of cigarette use among Dade County middle school students has decreased by 28.7 percent from 6.1 percent in 2000 to 4.4 percent in 2006. The prevalence of cigarette use among Dade County high school students has decreased by 16.9 percent from 12.0 percent in 2000 to 10.0 percent in 2006.



Current Cigar Use

Current cigar use is defined as having smoked a cigar on one or more of the past 30 days. The prevalence of cigar use among Dade County middle school students has increased by 15.4 percent from 5.5 percent in 2000 to 6.3 percent in 2006. The prevalence of cigar use among Dade County high school students has remained stable from 2000 (8.6 percent) to 2006 (8.7 percent).

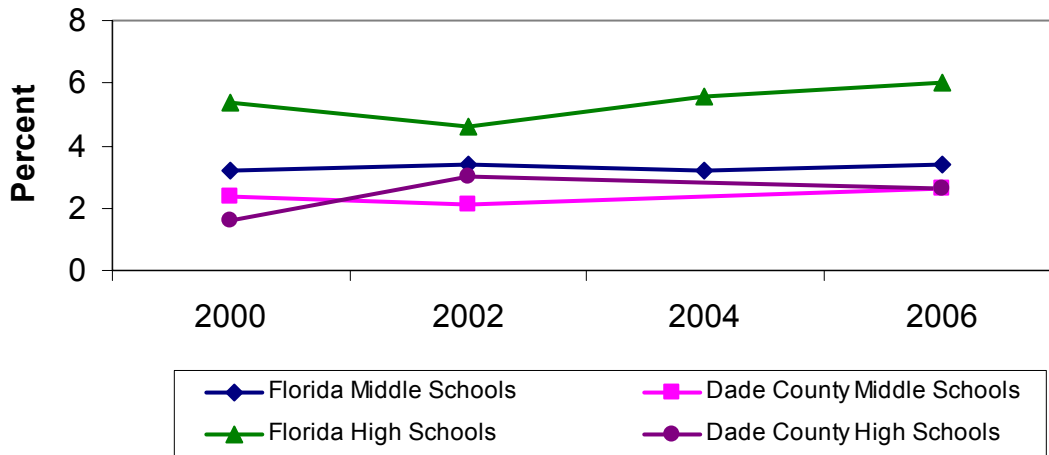


*Data are available only where point estimates are shown.

Current Smokeless Tobacco Use

Current smokeless tobacco use is defined as having used smokeless tobacco on one or more of the past 30 days. The prevalence of smokeless tobacco use among Dade County middle school students has increased by 8.3 percent from 2.4 percent in 2000 to 2.6 percent in 2006. The prevalence of smokeless tobacco use among Dade County high school students has increased by 62.5 percent from 1.6 percent in 2000 to 2.6 percent in 2006.

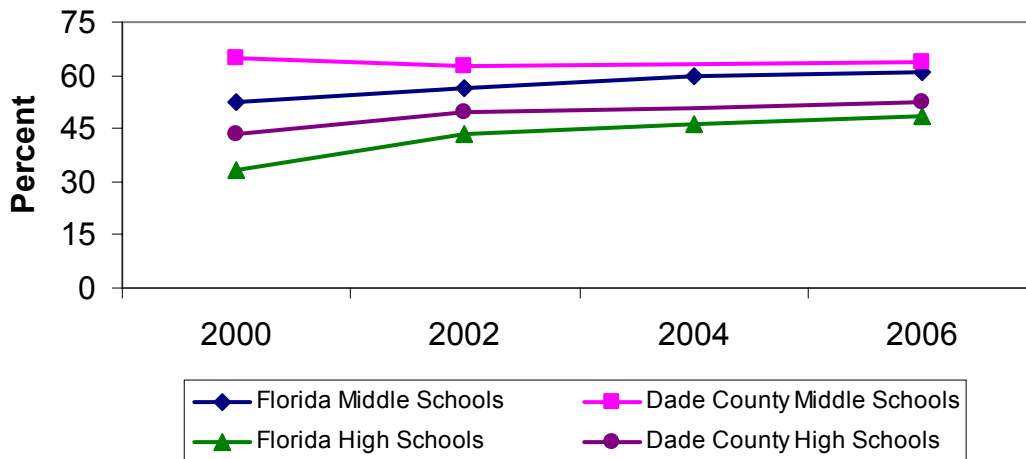
Current Smokeless Tobacco Use*



“Committed Never Smoker”

“Committed never smokers” are students who have never smoked a cigarette and state they will definitely not smoke a cigarette in the future or if a friend offered one. The prevalence of “committed never smokers” in Dade County middle schools has remained stable from 2000 (64.7 percent) to 2006 (63.9 percent). The prevalence of “committed never smokers” in Dade County high schools has increased by 20.3 percent from 43.6 percent in 2000 to 52.4 percent in 2006.

Committed Never Smokers*



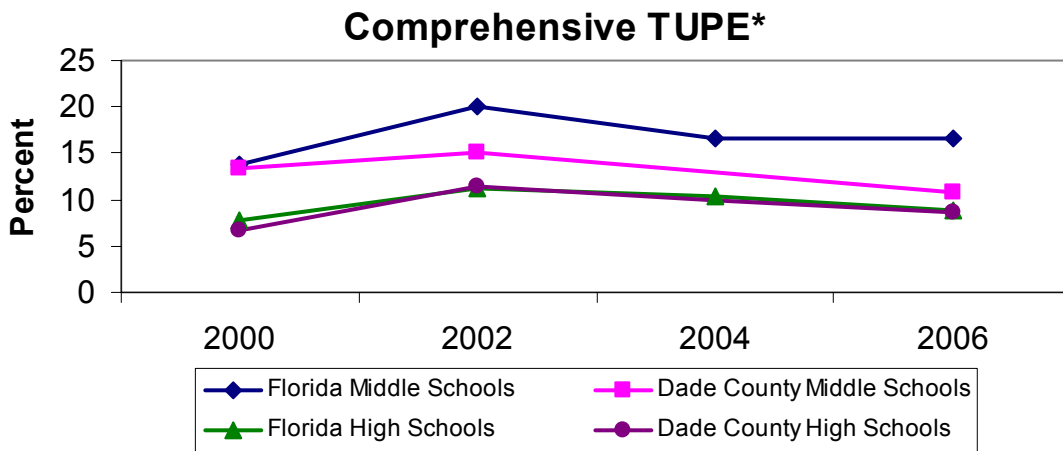
*Data are available only where point estimates are shown.

Tobacco Use Prevention Education (TUPE)

To assess the amount of tobacco use prevention education (TUPE) students receive, survey respondents were asked about what they have learned in the past year in school regarding tobacco. Five questions related to TUPE were asked. Students were asked if they had learned: 1) about tobacco use; 2) about reasons why people of their age smoke; 3) that most people of the same age do not smoke; 4) ways to say “no”; and 5) about the negative effects of smoking, such as yellowed teeth, wrinkles, or bad smell.

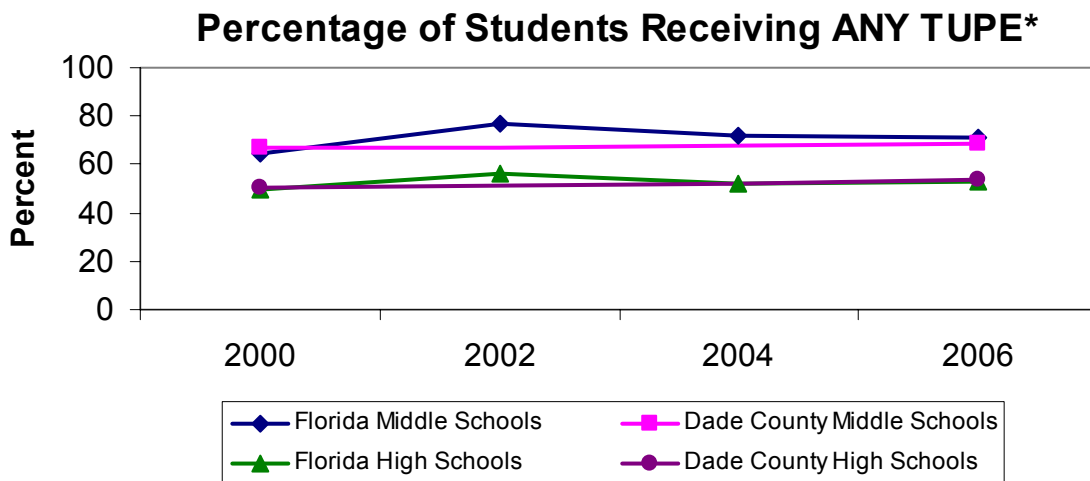
Comprehensive TUPE

Students who respond they have been taught about all five of the above-mentioned topics during the past school year are considered having received comprehensive TUPE. Middle school students in Dade County show an 18.4 percent decrease of receiving comprehensive TUPE from 13.3 percent in 2000 to 10.9 percent in 2006. High school students in Dade County show a 30.6 percent increase of receiving comprehensive TUPE from 6.6 percent in 2000 to 8.6 percent in 2006.



Any TUPE

Students who respond that they have been taught about any one of the above-mentioned topics are considered having received “Any TUPE.” Middle school students in Dade County show a 2.5 percent increase of receiving “any TUPE” from 66.6 percent in 2000 to 68.3 percent in 2006. High school students in Dade County show a 6.5 percent increase of receiving “any TUPE” from 50.2 percent in 2000 to 53.5 percent in 2006.



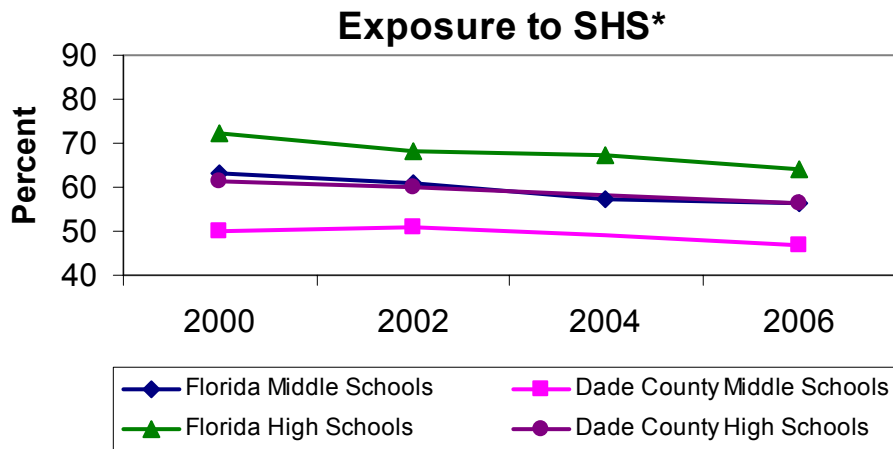
*Data are available only where point estimates are shown.

Secondhand Smoke Exposure

Secondhand smoke (SHS), also known as environmental tobacco smoke (ETS), refers to a combination of side-stream smoke (smoke that is emitted from the end of a lit cigarette, pipe, or cigar) and main-stream smoke (smoke exhaled by a smoker). SHS is the third leading cause of preventable death in the United States.¹ In 2003, Florida passed the Florida Clean Indoor Air Act, which bans smoking in workplaces to try to reduce the number of Floridians negatively impacted by the effects of SHS.

Exposure to Secondhand Smoke

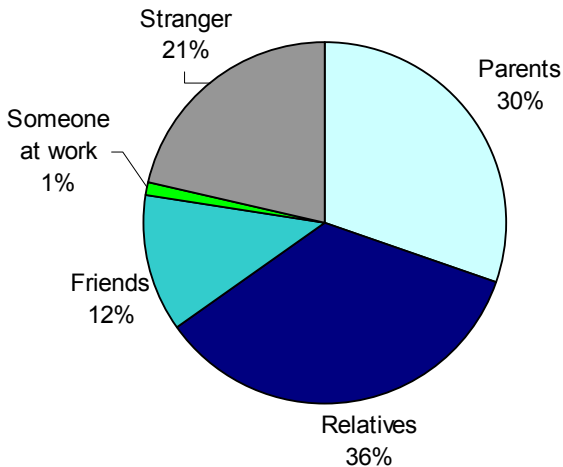
The prevalence of exposure to SHS among Dade County middle school students has decreased by 5.8 percent from 49.9 percent in 2000 to 47.0 percent in 2006. The prevalence of exposure to SHS among Dade County high school students has decreased by 8.1 percent from 61.5 percent in 2000 to 56.5 percent in 2006.



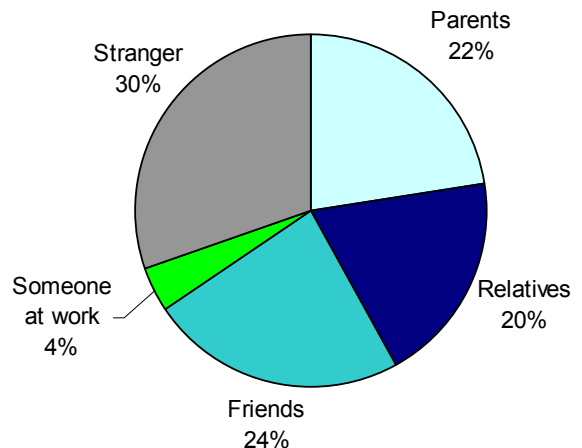
Source of Secondhand Smoke Exposure: 2006 Survey Data

The two charts below show the different people who were the source of SHS exposure for both Dade County middle and high school students. Middle school students were most likely to be exposed to SHS by their relatives while high school students were most likely to be exposed to SHS by strangers.

Dade County Middle School Students



Dade County High School Students



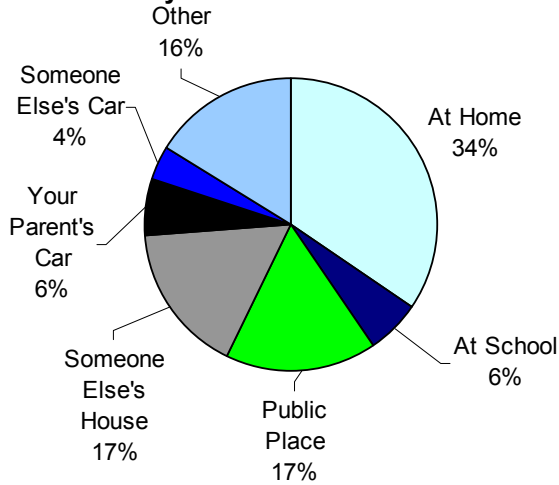
¹ "Secondhand Smoke, Who is at Risk?" Florida Department of Health, Division of Environmental Health, 2006.

*Data are available only where point estimates are shown.

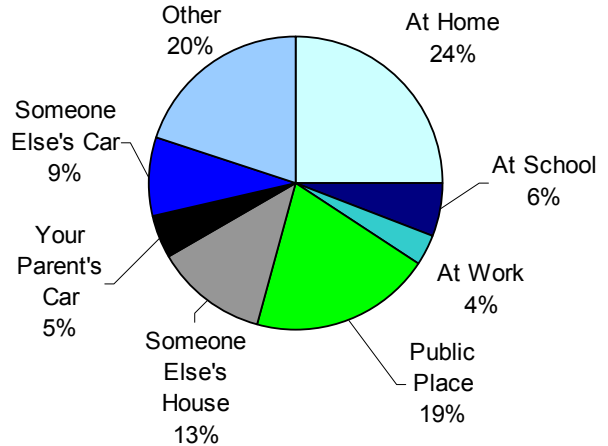
Location of Secondhand Smoke Exposure: 2006 Survey Data

The two charts below show the locations in which Dade County middle and high school students were exposed to SHS. Both middle and high school students were most likely to be exposed to SHS at home.

Dade County Middle School Students



Dade County High School Students

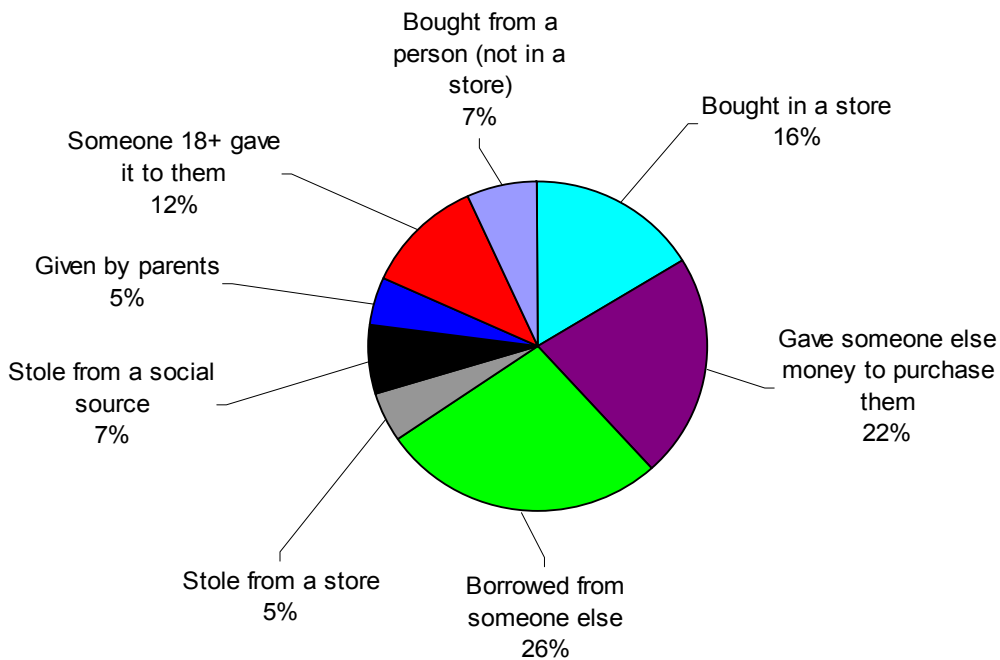


Tobacco Sources

Source of Cigarettes for Minors

Students are asked on the FYTS how they usually acquire their cigarettes. This analysis has been limited to students who are minors, or less than 18 years of age. The chart below shows how Dade County minors (in either middle or high school) acquire cigarettes. Dade County minors are most likely to get their cigarettes by borrowing them from someone else.

Cigarette Sources for Minors

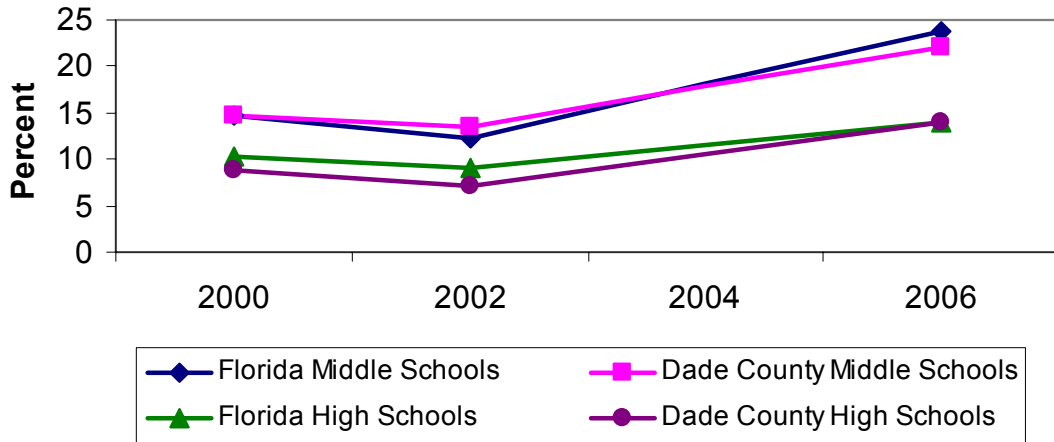


Anti-Tobacco Activism

Participation in an Anti-Tobacco Community Event

The prevalence of Dade County middle school students' participation in anti-tobacco community events has increased by 49.1 percent from 14.8 percent in 2000 to 22.1 percent in 2006. The prevalence of Dade County high school students' participation in anti-tobacco community events has increased by 56.9 percent from 8.9 percent in 2000 to 14.0 percent in 2006.

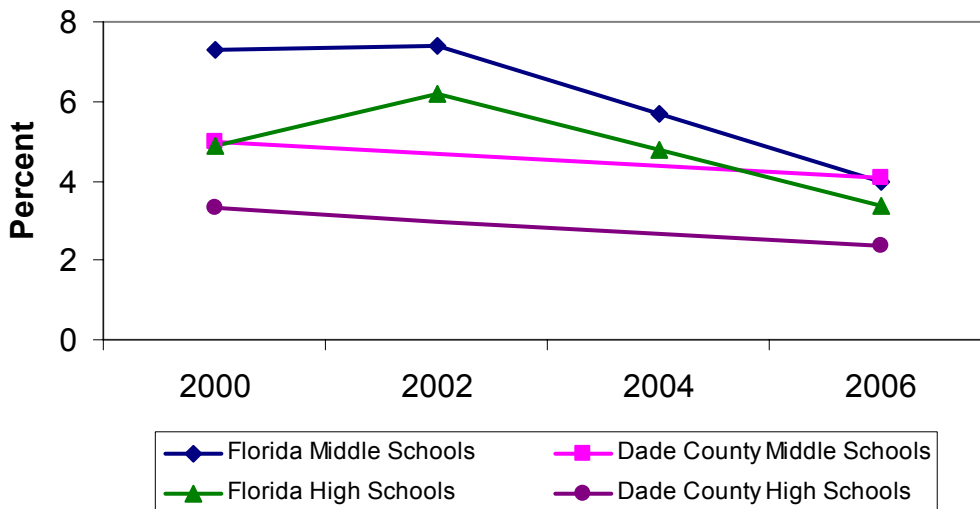
Participation in Community Anti-Tobacco Events*



Students Working Against Tobacco (S.W.A.T.)

The prevalence of Dade County middle school students who served as active members of S.W.A.T. has decreased by 18.1 percent from 5.0 percent in 2000 to 4.1 percent in 2006. The prevalence of Dade County high school students who served as active members of S.W.A.T. has decreased by 29.0 percent from 3.3 percent in 2000 to 2.3 percent in 2006.

Active Members of SWAT*



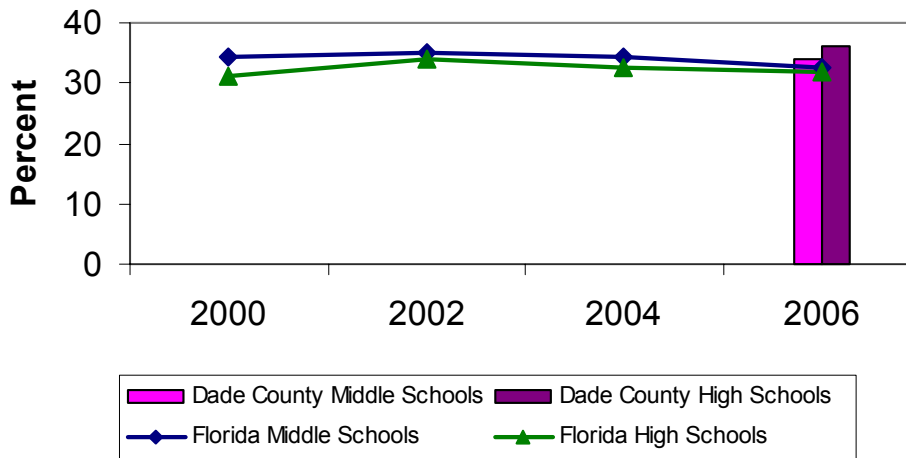
*County level data for 2004 are not available.

Social Attitudes

Perception that Smokers have More Friends

Students are asked on the FYTS whether or not they believe that young people who smoke have more friends. The chart below shows the percentage of students who report that they “definitely do not think” that smokers have more friends. In 2006, 34.1 percent of Dade County middle school students and 36.1 percent of Dade county high school students believed that smokers “definitely do not” have more friends.

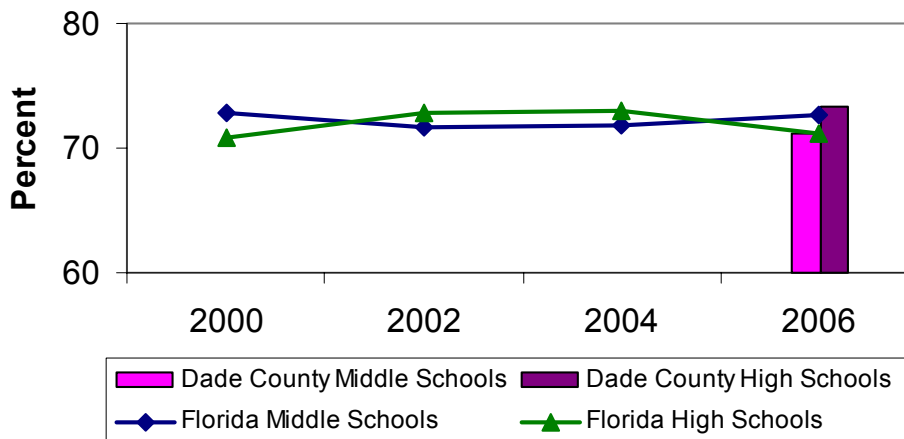
Percentage of students who definitely did not think that smokers have more friends*



Perception that Smokers Look Cool or Fit In

Students are asked on the FYTS whether or not they believe that smoking helps young people “look cool” or “fit in.” The chart below shows the percentage of students who report that they “definitely do not think” that smoking helps young people look cool or fit in. In 2006, 71.1 percent of Dade County middle school students and 73.4 percent of Dade County high school students believed that smoking “definitely does not” help young people “fit in” or “look cool.”

Percentage of students who definitely did not think that smoking cigarettes makes young people look cool or fit in*

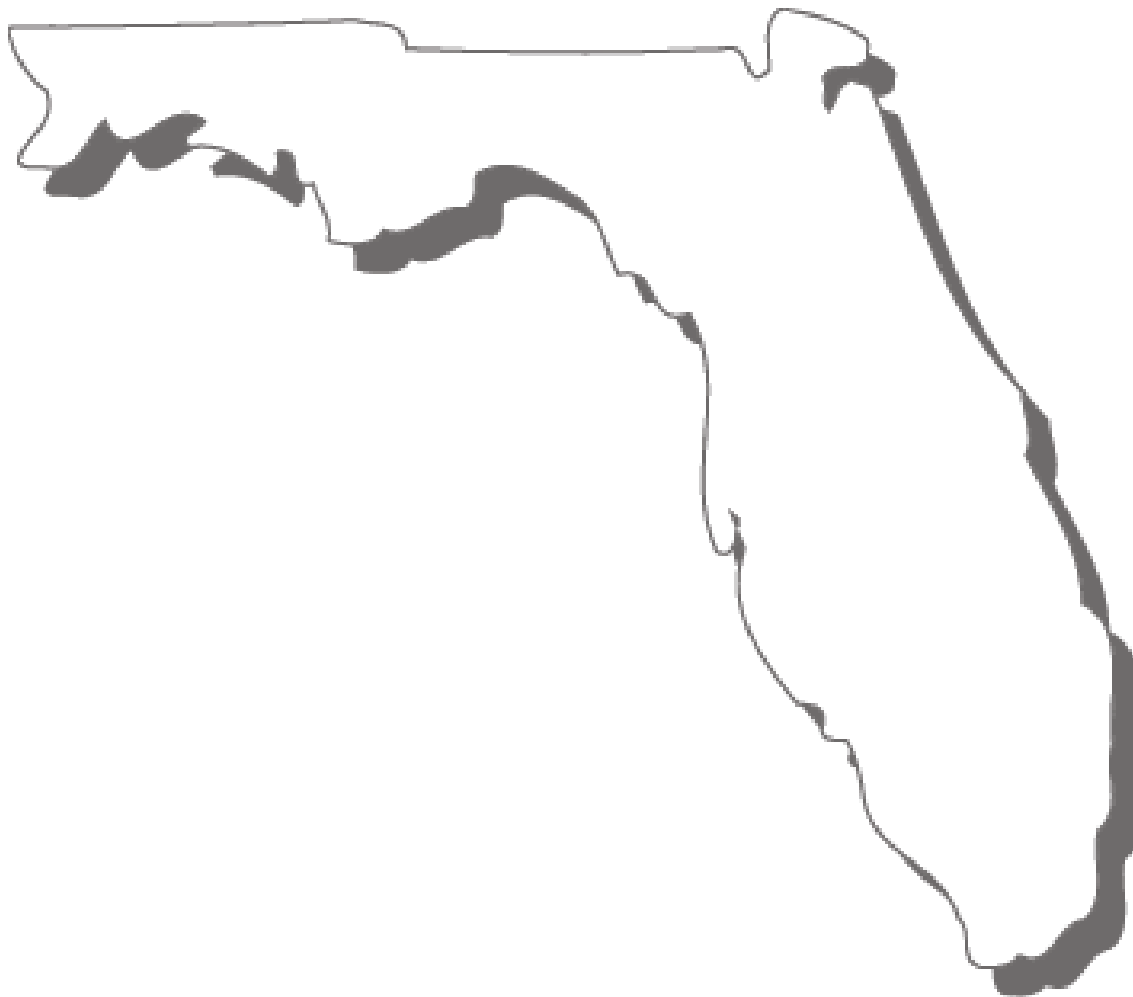


*Data are available only where point estimates are shown.

Dade County: 2006 at a Glance

Indicator	Middle School				High School			
	Dade County %	95 % CI	State %	95 % CI	Dade County %	95 % CI	State %	95 % CI
Smoked cigarettes on one or more of the past 30 days	4.4	(3.1 - 5.6)	6.6	(6.1 - 7.1)	10.0	(8.1 - 11.8)	15.5	(14.7 - 16.3)
Smoked cigars on one or more of the past 30 days	6.3	(4.8 - 7.9)	6.3	(5.9 - 6.8)	8.7	(6.9 - 10.4)	14.0	(13.3 - 14.7)
Used smokeless tobacco one or more of the past 30 days	2.6	(1.6 - 3.6)	3.4	(3.1 - 3.8)	2.6	(1.6 - 3.5)	6.0	(5.5 - 6.6)
Used any form of tobacco on one or more of the past 30 days	8.8	(7.0 - 10.7)	11.3	(10.6 - 12.0)	14.6	(12.4 - 16.8)	23.9	(22.9 - 25.0)
Have never smoked a cigarette and will definitely not smoke a cigarette in the future or if a friend offered one	63.9	(60.7 - 67.0)	60.9	(59.8 - 61.9)	52.4	(49.2 - 55.7)	48.6	(47.5 - 49.8)
Exposed to second hand smoke during the past 7 days	47.0	(43.8 - 50.2)	56.3	(55.1 - 57.6)	56.5	(53.4 - 59.6)	64.1	(63.0 - 65.3)
Received Comprehensive tobacco use prevention education (TUPE)	10.9	(8.9 - 12.8)	16.7	(15.6 - 17.8)	8.6	(6.9 - 10.3)	8.8	(8.2 - 9.4)
Received any tobacco use prevention education (TUPE)	68.3	(65.3 - 71.2)	71.3	(69.6 - 72.9)	53.5	(50.4 - 56.6)	53.3	(51.9 - 54.6)
Participated in a community event	22.1	(19.5 - 24.6)	23.8	(23.0 - 24.6)	14.0	(11.9 - 16.1)	14.1	(13.5 - 14.7)
Served as an active member of SWAT	4.1	(2.9 - 5.3)	4.0	(3.6 - 4.4)	2.3	(1.4 - 3.3)	3.4	(3.1 - 3.7)
<u>Definitely did not think</u> that smokers have more friends	34.1	(31.1 - 37.2)	32.6	(31.8 - 33.4)	36.1	(33.1 - 39.1)	32.0	(31.2 - 32.9)
<u>Definitely did not think</u> that smoking helps young people "look cool" or "fit in"	71.1	(68.2 - 74.0)	72.6	(71.9 - 73.4)	73.4	(70.7 - 76.2)	71.1	(70.3 - 71.9)

2006 Dade County Florida Youth Tobacco Survey Report



The collection and reporting of county-level survey data would not have been possible without the collaboration and tireless efforts of many. We thank our colleagues at: Florida Department of Health; Florida Department of Children and Families; Florida Department of Education; Florida Department of Juvenile Justice; Florida's Executive Office of the Governor, Office of Drug Control; The Centers for Disease Control and Prevention, Office on Smoking and Health; and ORC Macro. Special thanks go to our friends in the County Healthy Departments and local School District Offices. Most especially we thank the principals, teachers, and students who participated in the survey and made this information possible.

For more information about the FYTS, please contact: Ms. Jamie Weitz, M.S., Florida Youth Survey Coordinator, at (850) 245-4444, extension 2424 or by e-mail at Jamie_Weitz@doh.state.fl.us. Also, visit our website at: http://www.doh.state.fl.us/disease_ctrl/epi/Chronic_Disease/FYTS/Intro.htm .

