

# 2006 Florida Youth Tobacco Survey

## Flagler County

Changes and Trends from 2000 to 2006



The Florida Youth Tobacco Survey (FYTS) is a statewide, school-based confidential survey that has been conducted annually since 1998. The FYTS collects information regarding the statewide prevalence of tobacco use, attitudes, and related behaviors among middle and high school students throughout Florida and tracks those behaviors over time. The FYTS has been administered annually at the state level since 1998 and has been administered at the county level in 2000, 2002, and 2006. Although Flagler County participated in the 2000 survey, the response rates were not high enough to be able to weight the data to generalize it to the entire county.

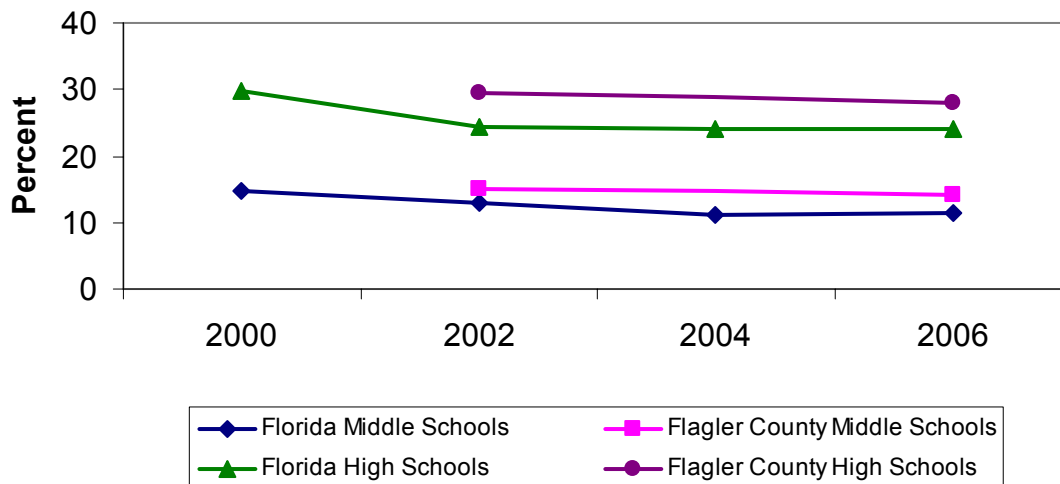
In Flagler County, 507 middle school students and 537 high school students in 4 public schools completed the 2006 FYTS. This report presents the county level data from 2002 and 2006. State prevalence from 2000, 2002, and 2006 were included for comparison. The county level data and state level data are weighted to represent the entire population of Flagler County public middle and high school students and Florida public middle and high school students respectively. These data can be used by county health departments, school districts, and other community organizations and citizens to estimate the magnitude of youth tobacco use in Flagler County, as well as to compare tobacco use, attitudes, and related behaviors in Flagler County to those for Florida as a whole.

### Current Tobacco Use

#### Current Tobacco Use

Current tobacco use is defined as having used any form of tobacco, on one or more of the past 30 days. Any form of tobacco includes cigarettes, cigars, smokeless or chewing tobacco, and specialty tobacco such as pipe tobacco, Bidis (small brown cigarettes from India), or Kreteks more commonly known as "clove cigarettes." Overall tobacco use among Flagler County middle school students has decreased by 6.4 percent from 15.1 percent in 2002 to 14.1 percent in 2006. Overall tobacco use among Flagler County high school students has decreased by 5.1 percent from 29.5 percent in 2002 to 28.0 percent in 2006.

#### Current Use of Any form of Tobacco\*

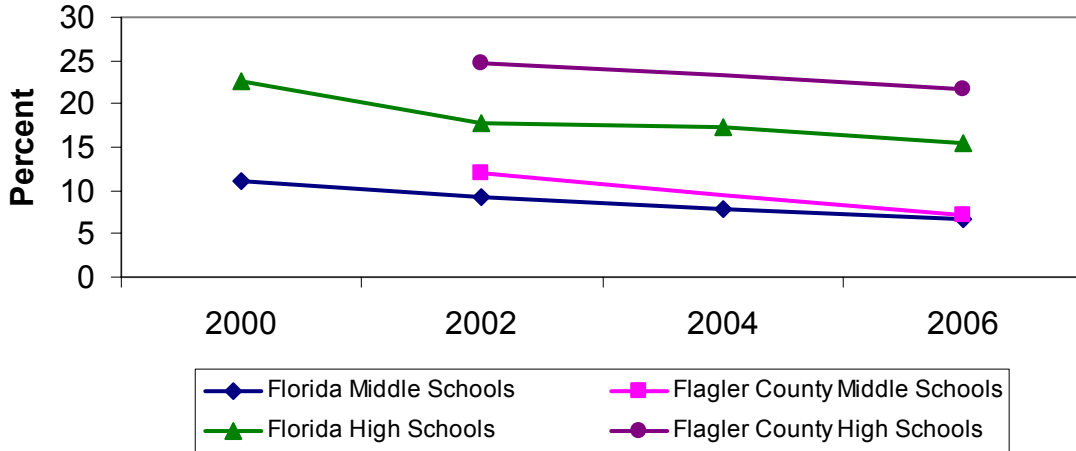


\*Data are available only where point estimates are shown.

### Current Cigarette Use

Current cigarette use is defined as having smoked a cigarette on one or more of the past 30 days. The prevalence of cigarette use among Flagler County middle school students has decreased by 40.2 percent from 11.9 percent in 2002 to 7.1 percent in 2006. The prevalence of cigarette use among Flagler County high school students has decreased by 12.5 percent from 24.8 percent in 2002 to 21.7 percent in 2006.

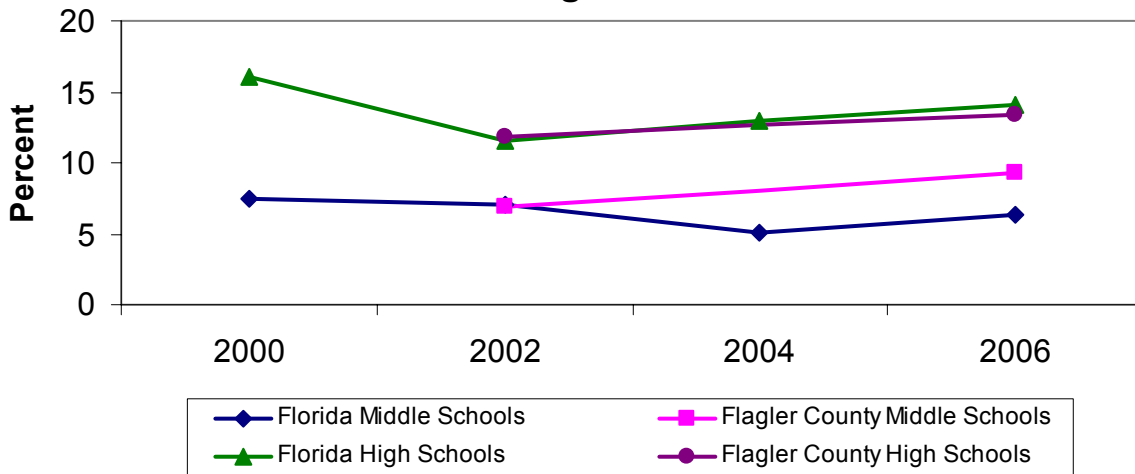
**Current Cigarette Use\***



### Current Cigar Use

Current cigar use is defined as having smoked a cigar on one or more of the past 30 days. The prevalence of cigar use among Flagler County middle school students has increased by 34.2 percent from 6.9 percent in 2002 to 9.3 percent in 2006. The prevalence of cigar use among Flagler County high school students has increased by 12.4 percent from 11.9 percent in 2002 to 13.4 percent in 2006.

**Current Cigarette Use\***

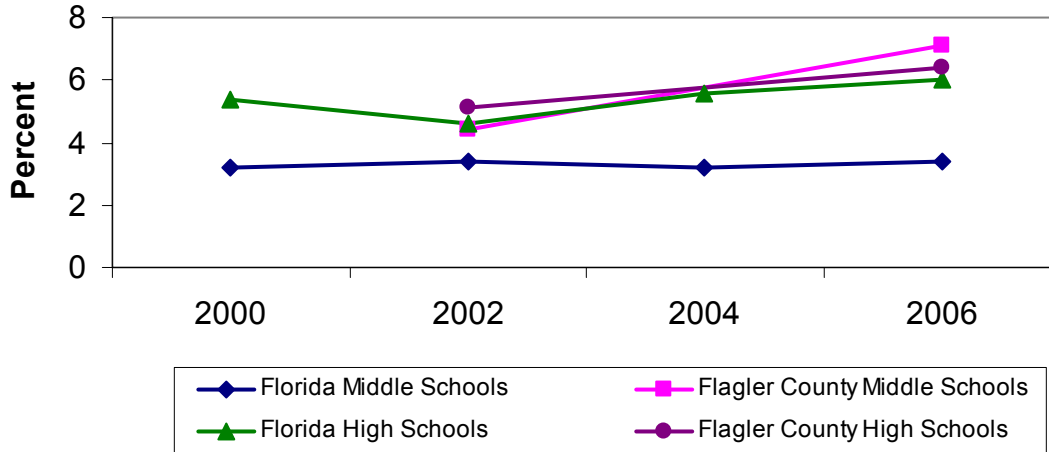


\*Data are available only where point estimates are shown.

### Current Smokeless Tobacco Use

Current smokeless tobacco use is defined as having used smokeless tobacco on one or more of the past 30 days. The prevalence of smokeless tobacco use among Flagler County middle school students has increased by 61.4 percent from 4.4 percent in 2002 to 7.1 percent in 2006. The prevalence of smokeless tobacco use among Flagler County high school students has increased by 25.5 percent from 5.1 percent in 2002 to 6.4 percent in 2006.

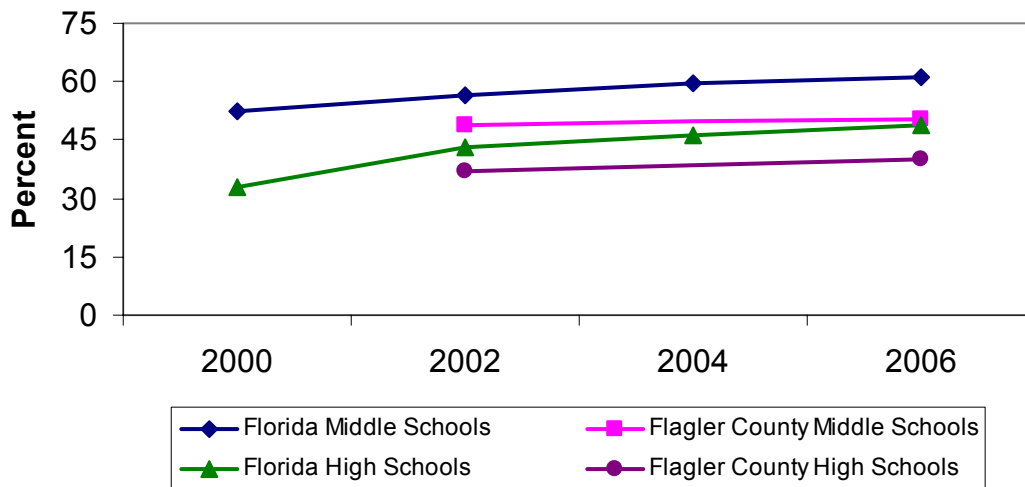
### Current Cigarette Use\*



### “Committed Never Smoker”

“Committed never smokers” are students who have never smoked a cigarette and state they will definitely not smoke a cigarette in the future or if a friend offered one. The prevalence of “committed never smokers” in Flagler County middle schools has increased by 3.7 percent from 48.7 percent in 2002 to 50.5 percent in 2006. The prevalence of “committed never smokers” in Flagler County high schools has increased by 8.7 percent from 37.0 percent in 2002 to 40.2 percent in 2006.

### Committed Never Smokers\*



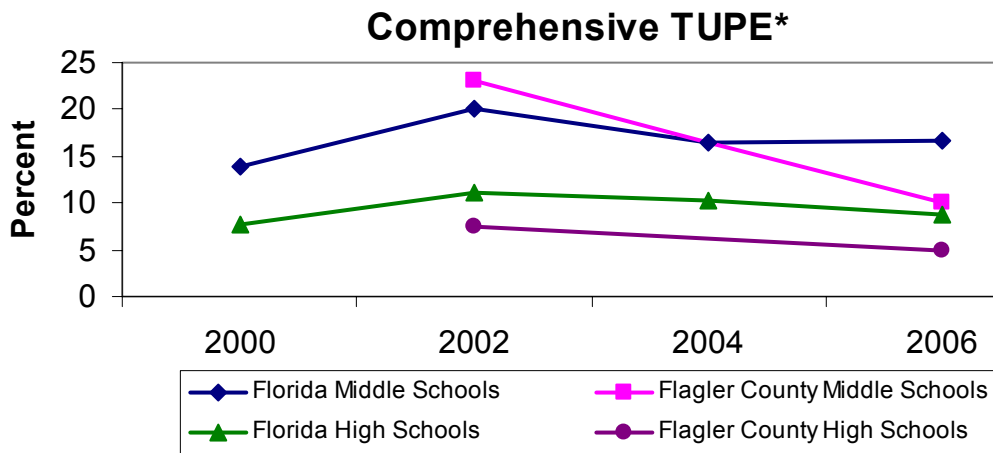
\*Data are available only where point estimates are shown.

## Tobacco Use Prevention Education (TUPE)

To assess the amount of tobacco use prevention education (TUPE) students receive, survey respondents were asked about what they have learned in the past year in school regarding tobacco. Five questions related to TUPE were asked. Students were asked if they had learned: 1) about tobacco use; 2) about reasons why people of their age smoke; 3) that most people of the same age do not smoke; 4) ways to say “no”; and 5) about the negative effects of smoking, such as yellowed teeth, wrinkles, or bad smell.

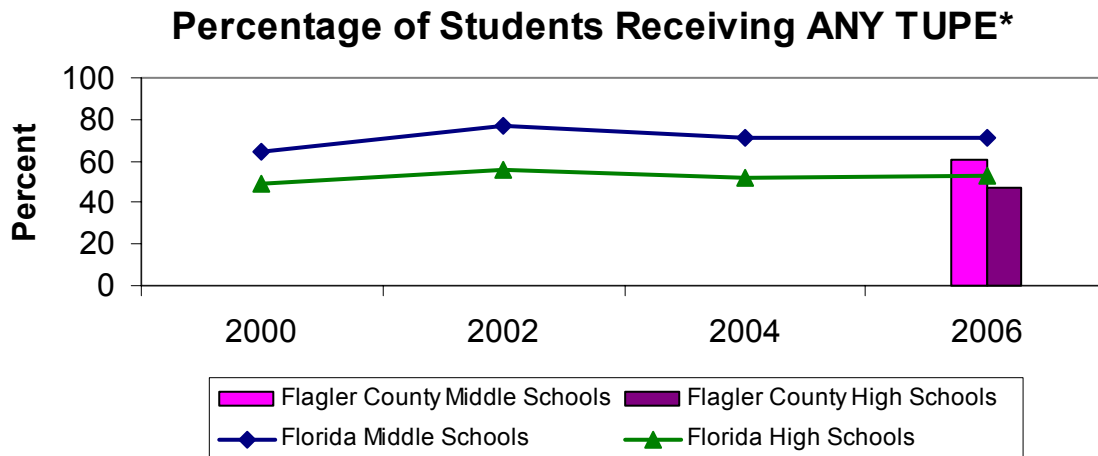
### Comprehensive TUPE

Students who respond they have been taught about all five of the above-mentioned topics during the past school year are considered having received comprehensive TUPE. Middle school students in Flagler County show a 56.7 percent decrease of receiving comprehensive TUPE from 23.1 percent in 2002 to 10.0 percent in 2006. High school students in Flagler County show a 33.3 percent decrease of receiving comprehensive TUPE from 7.4 percent in 2002 to 4.9 percent in 2006.



### Any TUPE

Students who respond that they have been taught about any one of the above-mentioned topics are considered having received “Any TUPE.” The prevalence of receiving “any TUPE” among middle school students in Flagler County was 60.3 percent in 2006. The prevalence of receiving “any TUPE” among high school students in Flagler County was 47.2 percent in 2006.



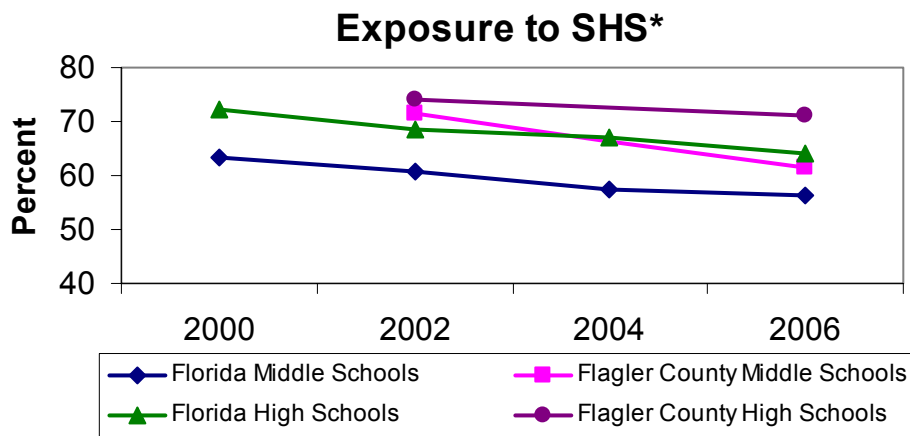
\*Data are available only where point estimates are shown.

## Secondhand Smoke Exposure

Secondhand smoke (SHS), also known as environmental tobacco smoke (ETS), refers to a combination of side-stream smoke (smoke that is emitted from the end of a lit cigarette, pipe, or cigar) and main-stream smoke (smoke exhaled by a smoker). SHS is the third leading cause of preventable death in the United States.<sup>1</sup> In 2003, Florida passed the Florida Clean Indoor Air Act, which bans smoking in workplaces to try to reduce the number of Floridians negatively impacted by the effects of SHS.

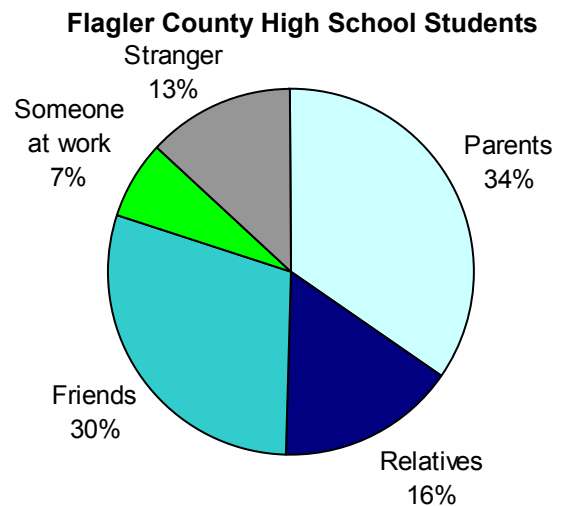
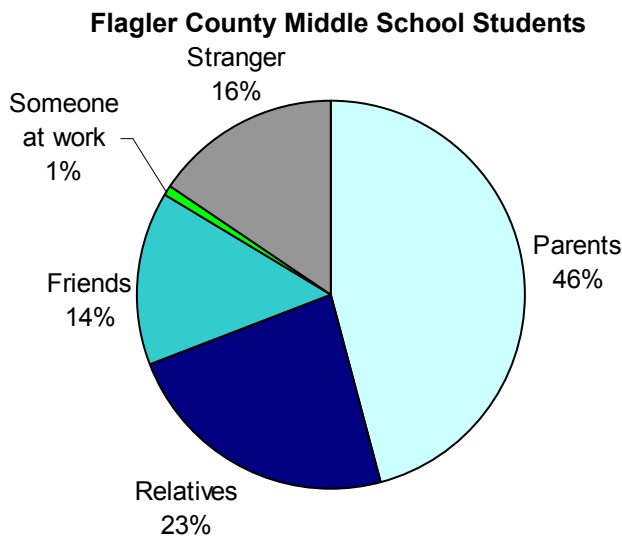
### Exposure to Secondhand Smoke

The prevalence of exposure to SHS among Flagler County middle school students has decreased by 14.1 percent from 71.4 percent in 2002 to 61.4 percent in 2006. The prevalence of exposure to SHS among Flagler County high school students has decreased by 3.6 percent from 73.9 percent in 2002 to 71.3 percent in 2006.



### Source of Secondhand Smoke Exposure: 2006 Survey Data

The two charts below show the different people who were the source of SHS exposure for both Flagler County middle and high school students. Middle school students were most likely to be exposed to SHS by their parents while high school students were most likely to be exposed to SHS by their parents and friends.



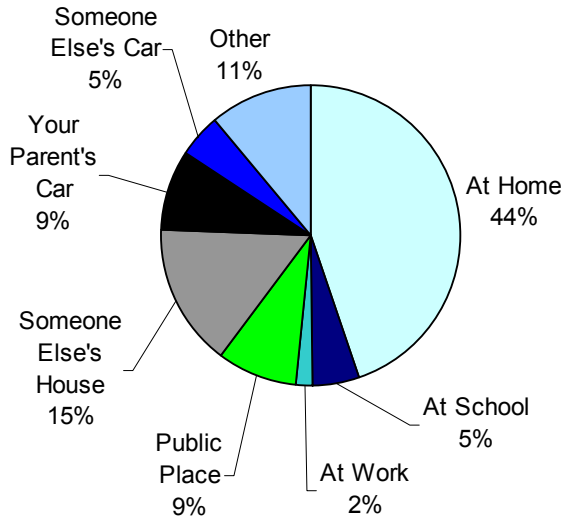
<sup>1</sup> "Secondhand Smoke, Who is at Risk?" Florida Department of Health, Division of Environmental Health, 2006.

\*Data are available only where point estimates are shown.

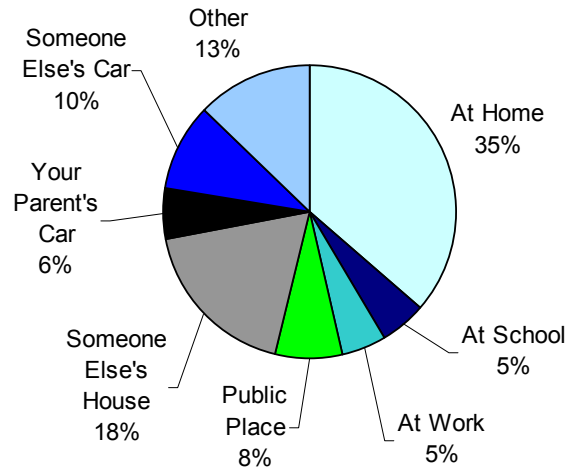
### Location of Secondhand Smoke Exposure: 2006 Survey Data

The two charts below show the locations in which Flagler County middle and high school students were exposed to SHS. Both middle and high school students were most likely to be exposed to SHS at home.

**Flagler County Middle School Students**



**Flagler County High School Students**

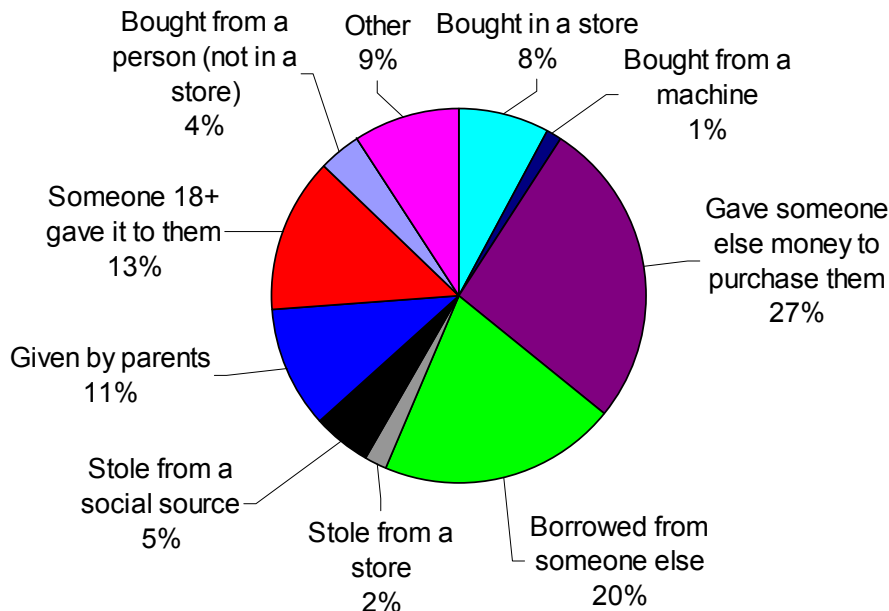


## Tobacco Sources

### Source of Cigarettes for Minors

Students are asked on the FYTS how they usually acquire their cigarettes. This analysis has been limited to students who are minors, or less than 18 years of age. The chart below shows how Flagler County minors (in either middle or high school) acquire cigarettes. Flagler County minors are most likely to get their cigarettes by giving someone else money to purchase them.

**Cigarette Sources for Minors**

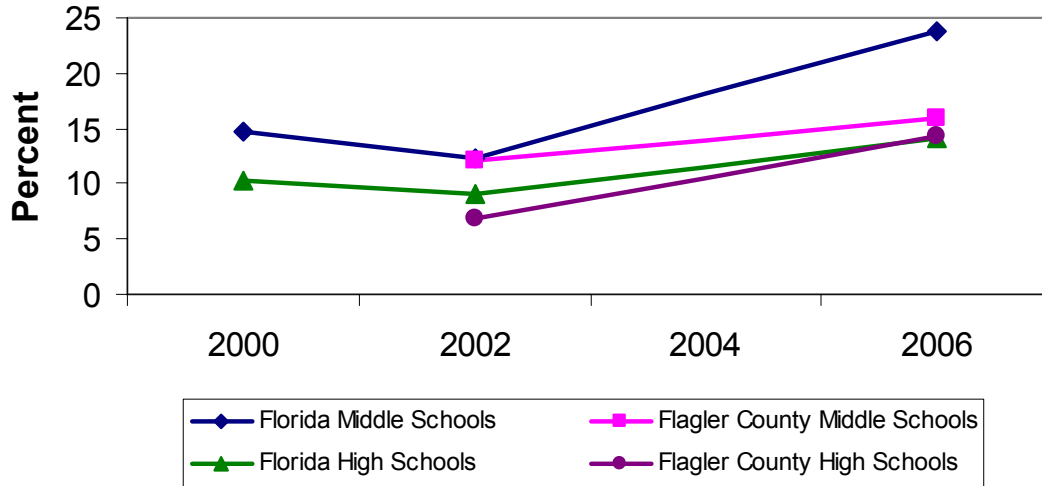


## Anti-Tobacco Activism

### Participation in an Anti-Tobacco Community Event

The prevalence of Flagler County middle school students' participation in anti-tobacco community events has increased by 32.4 percent from 12.0 percent in 2002 to 15.9 percent in 2006. The prevalence of Flagler County high school students' participation in anti-tobacco community events has increased by 106.3 percent from 6.9 percent in 2002 to 14.2 percent in 2006.

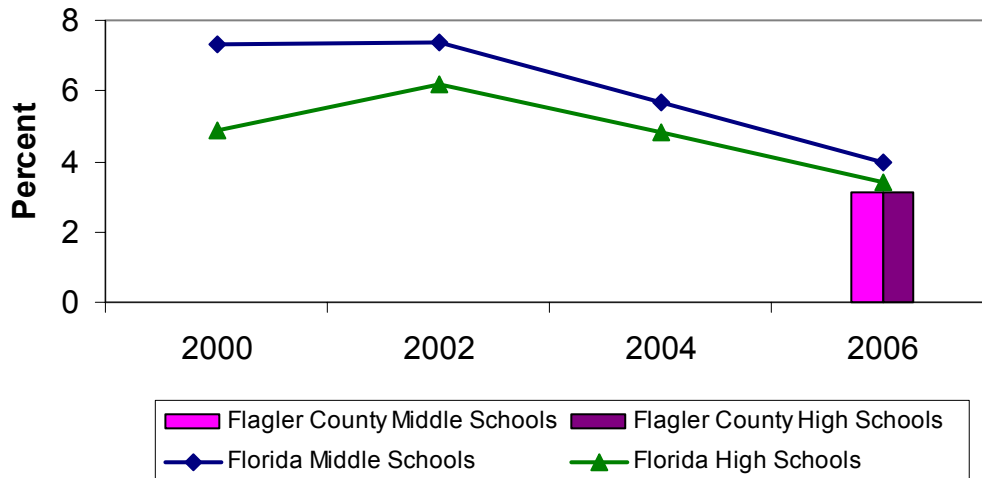
**Participation in Community Anti-Tobacco Events\***



### Students Working Against Tobacco (S.W.A.T.)

The prevalence of students who served as active members of S.W.A.T. was 3.1 percent in 2006 for both Flagler middle school and high school students.

**Active Members of SWAT\***



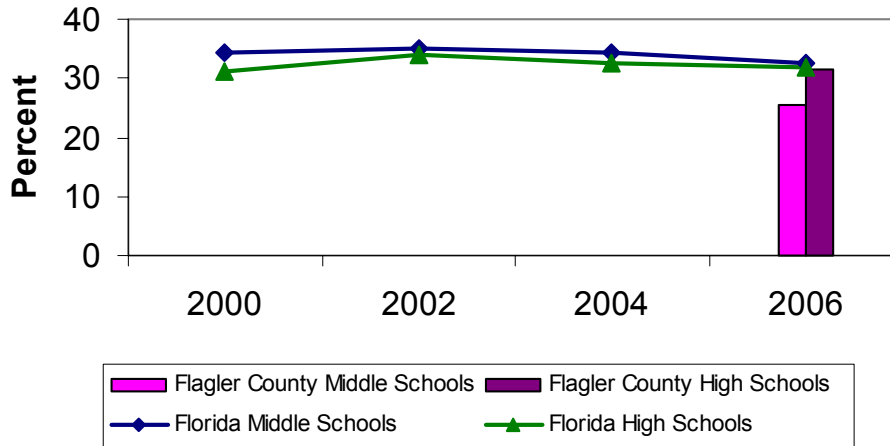
\*Data are available only where point estimates are shown.

## Social Attitudes

### Perception that Smokers have More Friends

Students are asked on the FYTS whether or not they believe that young people who smoke have more friends. The chart below shows the percentage of students who report that they “definitely do not think” that smokers have more friends. In 2006, 25.4 percent of Flagler County middle school students and 31.6 percent of Flagler county high school students believed that smokers “definitely do not” have more friends.

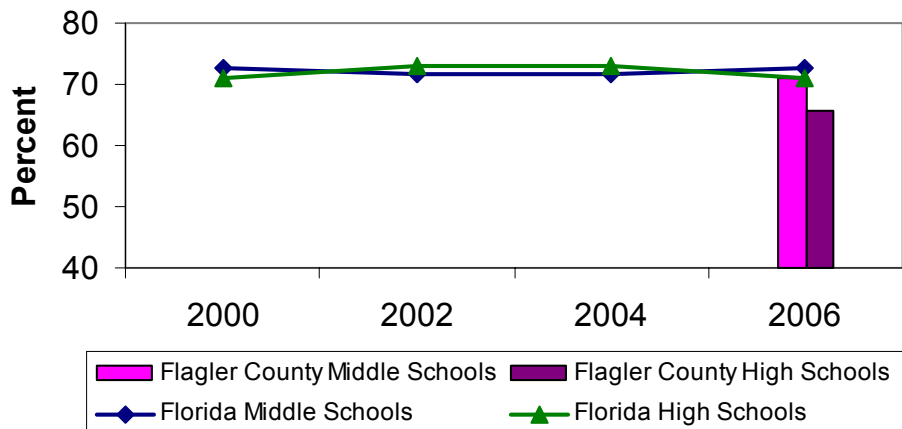
**Percentage of students who definitely did not think that smokers have more friends\***



### Perception that Smokers Look Cool or Fit In

Students are asked on the FYTS whether or not they believe that smoking helps young people “look cool” or “fit in.” The chart below shows the percentage of students who report that they “definitely do not think” that smoking helps young people look cool or fit in. In 2006, 71.0 percent of Flagler County middle school students and 65.6 percent of Flagler County high school students believed that smoking “definitely does not” help young people “fit in” or “look cool.”

**Percentage of students who definitely did not think that smoking cigarettes makes young people look cool or fit in\***



\*Data are available only where point estimates are shown.

## Flagler County: 2006 at a Glance

Indicator	Middle School				High School			
	Flagler County %	95 % CI	State %	95 % CI	Flagler County %	95 % CI	State %	95 % CI
Smoked cigarettes on one or more of the past 30 days	7.1	(4.7 - 9.5)	6.6	(6.1 - 7.1)	21.7	(18.0 - 25.4)	15.5	(14.7 - 16.3)
Smoked cigars on one or more of the past 30 days	9.3	(3.8 - 14.7)	6.3	(5.9 - 6.8)	13.4	(10.4 - 16.4)	14.0	(13.3 - 14.7)
Used smokeless tobacco one or more of the past 30 days	7.1	(1.8 - 12.4)	3.4	(3.1 - 3.8)	6.4	(4.2 - 8.6)	6.0	(5.5 - 6.6)
Used any form of tobacco on one or more of the past 30 days	14.1	(8.3 - 20.0)	11.3	(10.6 - 12.0)	28.0	(24.0 - 32.0)	23.9	(22.9 - 25.0)
Have never smoked a cigarette and will definitely not smoke a cigarette in the future or if a friend offered one	50.5	(39.8 - 61.2)	60.9	(59.8 - 61.9)	40.2	(35.7 - 44.8)	48.6	(47.5 - 49.8)
Exposed to second hand smoke during the past 7 days	61.4	(51.2 - 71.5)	56.3	(55.1 - 57.6)	71.3	(67.3 - 75.3)	64.1	(63.0 - 65.3)
Received Comprehensive tobacco use prevention education (TUPE)	10.0	(5.2 - 14.8)	16.7	(15.6 - 17.8)	4.9	(3.1 - 6.8)	8.8	(8.2 - 9.4)
Received any tobacco use prevention education (TUPE)	60.3	(49.9 - 70.7)	71.3	(69.6 - 72.9)	47.2	(42.8 - 51.6)	53.3	(51.9 - 54.6)
Participated in a community event	15.9	(10.9 - 20.9)	23.8	(23.0 - 24.6)	14.2	(11.2 - 17.3)	14.1	(13.5 - 14.7)
Served as an active member of SWAT	3.1	(1.1 - 5.1)	4.0	(3.6 - 4.4)	3.1	(1.6 - 4.7)	3.4	(3.1 - 3.7)
<u>Definitely did not think</u> that smokers have more friends	25.4	(18.6 - 32.2)	32.6	(31.8 - 33.4)	31.6	(27.4 - 35.8)	32.0	(31.2 - 32.9)
<u>Definitely did not think</u> that smoking helps young people "look cool" or "fit in"	71.0	(64.1 - 78.0)	72.6	(71.9 - 73.4)	65.6	(61.4 - 69.8)	71.1	(70.3 - 71.9)

# 2006 Flagler County Florida Youth Tobacco Survey Report



*The collection and reporting of county-level survey data would not have been possible without the collaboration and tireless efforts of many. We thank our colleagues at: Florida Department of Health; Florida Department of Children and Families; Florida Department of Education; Florida Department of Juvenile Justice; Florida's Executive Office of the Governor, Office of Drug Control; The Centers for Disease Control and Prevention, Office on Smoking and Health; and ORC Macro. Special thanks go to our friends in the County Healthy Departments and local School District Offices. Most especially, we thank the principals, teachers, and students who participated in the survey and made this information possible.*

For more information about the FYTS, please contact: Ms. Jamie Weitz, M.S., Florida Youth Survey Coordinator, at (850) 245-4444, extension 2424 or by e-mail at [Jamie\\_Weitz@doh.state.fl.us](mailto:Jamie_Weitz@doh.state.fl.us). Also, visit our website at: [http://www.doh.state.fl.us/disease\\_ctrl/epi/Chronic\\_Disease/FYTS/Intro.htm](http://www.doh.state.fl.us/disease_ctrl/epi/Chronic_Disease/FYTS/Intro.htm) .

