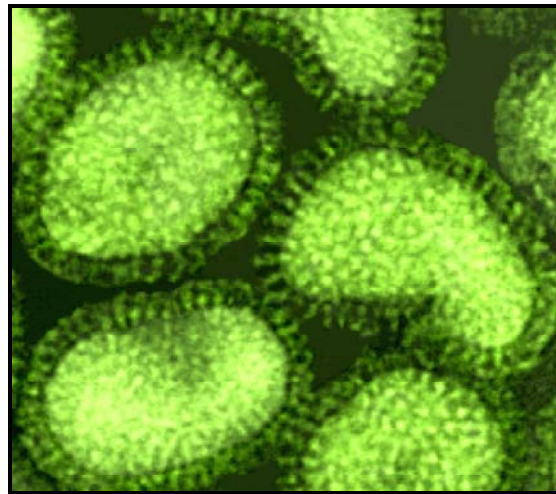


Florida Influenza Surveillance

Week Ending December 11, 2004 (Week 49)

Angela Fix, MPH, Respiratory Disease Epidemiologist

Brittni Jones, Influenza Surveillance Coordinator



Summary

Influenza-like illness (ILI) activity increased in the Northeast region for the week ending December 11, 2004 (Week 49). However, the reported ILI activities in all regions were below the baseline levels. Eight County Health Departments (Alachua, Brevard, Collier, Escambia, Hamilton, Lake, Sarasota and Volusia) reported sporadic ILI activity during Week 49. Thirty-six counties reported no ILI activity and twenty-three counties did not report an activity code.

Florida Influenza and Influenza-like Illness (ILI) Surveillance

Table 1 outlines the breakdown of specimen testing and weighted ILI activity by region. The overall weighted percent ILI activity for the state for the week ending December 11, 2004 was 2.00%. This is a statistically significant ($p < 0.004$) increase from the previous week's activity of 1.63%. The Centraleast region reported the highest activity (3.41%). The Northwest region reported the lowest influenza activity (0.16%) in the state, however, not all sentinels in this region reported at the time of analysis.

TABLE 1. INFLUENZA-LIKE ILLNESS REPORTING AND SPECIMEN TESTING SUMMARY BY REGION
Report Date: December 20, 2004

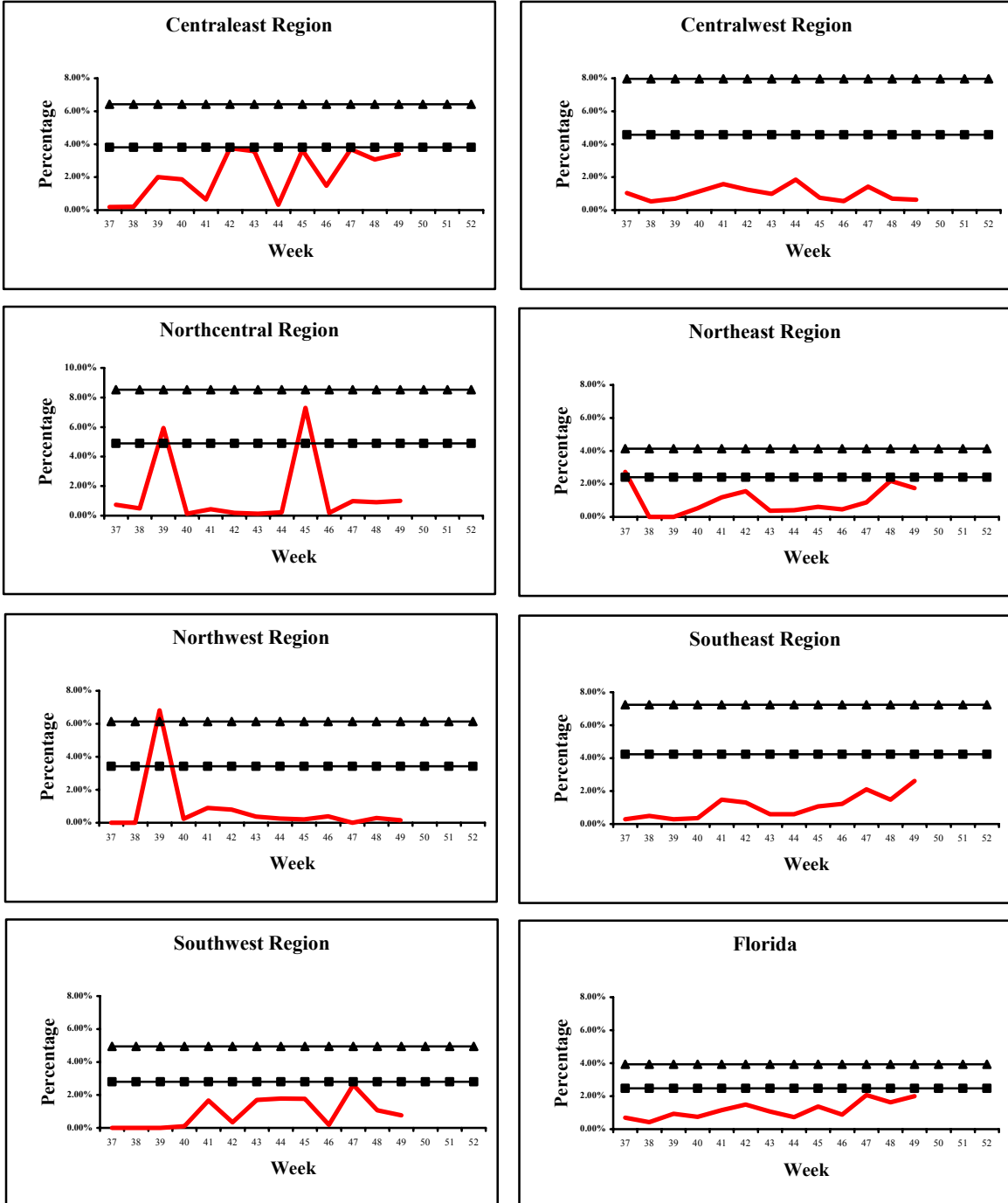
Region	Specimen Testing and Results for the Previous Three Weeks						Reported ILI* for Week 49: Week ending Dec. 11, 2004
	Total Specimens Tested	A H1N1	A H3N2	A-Unk	B	Percent Positive	
Centraleast	1	-	-	-	-	0.00%	3.41%
Centralwest	12	-	-	1	-	8.33%	0.62%
Northcentral	1	-	-	-	-	0.00%	1.00%
Northeast	7	-	-	-	-	0.00%	1.74%
Northwest	0	-	-	-	-	-	0.16%
Southeast	6	-	-	-	4	66.67%	2.61%
Southwest	1	-	-	-	-	0.00%	0.77%

During the previous three weeks, the Jacksonville Central and Tampa Branch laboratories received twenty-eight specimens for influenza testing. Of these specimens, one isolate was found positive for influenza A-Unk and four isolates were positive for influenza B.

Since October 3, 2004, the Jacksonville Central and Tampa Branch laboratories have tested 97 specimens, of which, 14 (14.43%) tested positive for respiratory viruses. Of the isolates positive for respiratory viruses: ten were influenza B (71.42%), two were Adenovirus (14.29%) and two were influenza A (14.29%).


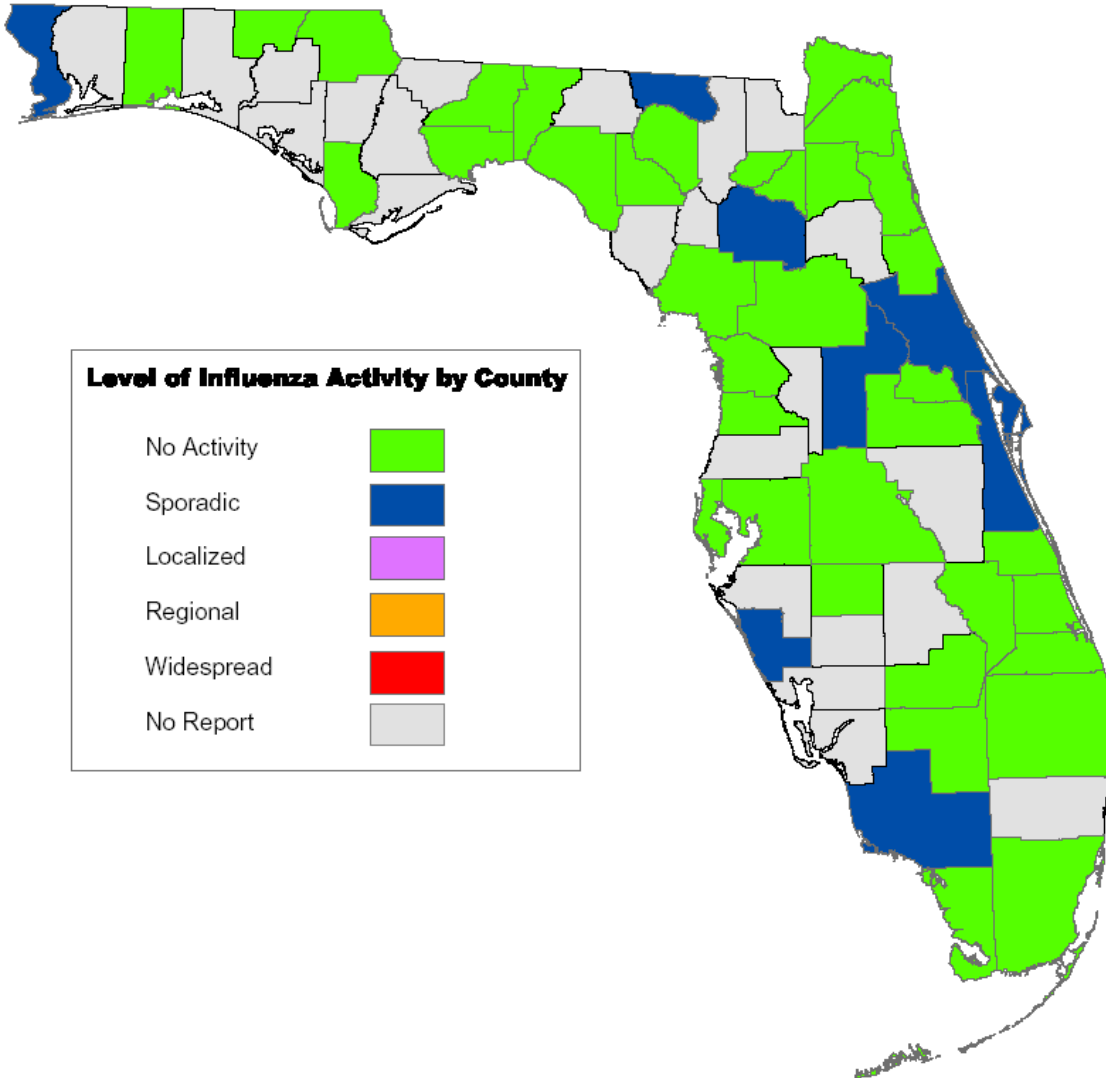
Influenza-like Illness Graphs By Region

- ■ ■ ■ ■ ■ ■ ■ ■ ■ **Baseline:** A bar line that exceeds the baseline indicates moderate ILI activity
- ▲ ▲ ▲ ▲ ▲ ▲ ▲ ▲ ▲ ▲ **Threshold:** A bar line that exceeds the threshold indicates high ILI activity



Weekly Influenza Activity

Week ending December 11, 2004 - Week 49



1:3781809

Florida Department of Health
Bureau of Epidemiology

Disclaimer:
This product is for reference purposes only and is not to be construed as a legal document. Any reliance on the information contained herein is at the user's own risk. The Florida Department of Health and its agents assume no responsibility for any use of the information contained herein or any loss resulting therefrom. Map printed December 16, 2004.

Influenza Surveillance – Definitions and Reminders

Influenza Surveillance Regions

Centraleast: Brevard, Indian River, Lake, Martin, Orange, Osceola, Seminole, St. Lucie and Volusia.

Centralwest: Citrus, Hardee, Hernando, Hillsborough, Manatee, Pasco, Pinellas, Polk and Sumter.

Northcentral: Columbia, Dixie, Franklin, Gadsden, Hamilton, Jefferson, Lafayette, Leon, Liberty, Madison, Suwannee, Taylor, and Wakulla.

Northeast: Alachua, Baker, Bradford, Clay, Duval, Flagler, Gilchrist, Levy, Marion, Nassau, Putnam, St. Johns and Union.

Northwest: Bay, Calhoun, Escambia, Gulf, Holmes, Jackson, Okaloosa, Santa Rosa, Walton and Washington.

Southeast: Broward, Miami-Dade, Monroe and Palm Beach.

Southwest: Charlotte, Collier, Desoto, Glade, Hendry, Highlands, Lee, Okeechobee and Sarasota.

Definitions of the influenza activity codes

No Activity: No laboratory-confirmed cases of influenza and no reported increase in the number of cases of ILI.

Sporadic: Small numbers of laboratory-confirmed influenza cases or a single influenza outbreak has been reported, but there is no increase in cases of ILI.

Local: Outbreaks of influenza or increases in ILI cases and recent laboratory-confirmed influenza in a single region of the state.

Regional: Outbreaks of influenza or increases in ILI cases and recent laboratory-confirmed influenza in at least two but less than half the regions of the state.

Widespread: Outbreaks of influenza or increases in ILI cases and recent laboratory-confirmed influenza in at least half the regions of the state.

Important Reminders

- * Influenza activity reporting by sentinel providers is voluntary.
- * The influenza surveillance data is used to answer the question of where, when, and what viruses are circulating. It can be used to determine if influenza activity is increasing or decreasing, but it cannot be used to ascertain how many people have become ill with influenza so far this season.
- * Reporting is incomplete for this week. Numbers may change as more reports are received.