

The cover features a central white rounded rectangle with a subtle gradient. This rectangle is set against a background of orange-toned circular patterns. On the left and right sides, there are vertical strips of a coarse, pebbly texture in shades of brown and tan.

**CLOSING THE GAP**  
**Reducing Racial and Ethnic Health Disparities**  
**in Florida**

**Evaluation Report**  
**September 2008**

**Closing the Gap**  
**Reducing Racial and Ethnic Health Disparities in Florida**  
**Betty Smith, Program Manager**  
**Florida Department of Health**  
**Office of Minority Health**

**Evaluation Report**  
**Sandra Suther, Ph.D.**  
**Institute of Public Health**  
**College of Pharmacy and Pharmaceutical Sciences**  
**Florida A&M University**

**September 2008**

## TABLE OF CONTENTS

|   | Page |
|---|------|
| Table of Contents.....  | ii   |
| List of Figures.....  | iv   |
| List of Tables.....   | v    |
| List of Appendices.....   | vi   |
| Executive Summary .....   | vii  |
| I. Background.....  | 1    |
| II. Evaluation Plan   |      |
| Objectives .....  | 2    |
| Methods and Data Analyses.....                                    | 2    |
| <i>Questionnaire</i> .....  | 2    |
| <i>Telephone Interviews</i> .....                                 | 3    |
| <i>Document Analyses</i> .....                                    | 3    |
| III. Closing the Gap Programs in the State of Florida (2006-2009) |      |
| Adult and Child Immunization.....                                 | 5    |
| Cancer .....  | 6    |
| Oral Health Care .....  | 8    |
| Cardiovascular .....  | 10   |
| Diabetes .....  | 13   |
| Maternal and Infant Mortality .....                               | 14   |
| HIV/AIDS .....  | 18   |
| IV. Evaluation Findings   |      |
| Training and Support.....   | 23   |
| Implementation of Objectives .....                                | 23   |
| Funding Resources and Sustainability.....                         | 24   |
| Barriers .....  | 26   |

|   |    |
|---|----|
| Changes in Proposed Implementation Plan ..... | 28 |
| Facilitators of Success.....                  | 29 |
| V. Lessons Learned .....                      | 30 |
| VI. Limitations .....                         | 30 |
| VII. Discussion and Recommendations .....     | 30 |
| References.....                               | 32 |

## LIST OF FIGURES

| FIGURE |   | Page |
|--------|---|------|
| 1      | Closing the Gap Programs in Florida .....           | xi   |
| 2      | Adult and Child Immunization Participants .....     | 5    |
| 3      | Adult and Child Immunization Service Outcomes.....  | 6    |
| 4      | Cancer Participants .....                           | 6    |
| 5      | Cancer Service Outcomes .....                       | 8    |
| 6      | Oral Health Care Participants .....                 | 8    |
| 7      | Oral Health Care Service Outcomes .....             | 10   |
| 8      | Cardiovascular Participants .....                   | 12   |
| 9      | Cardiovascular Service Outcomes .....               | 12   |
| 10     | Diabetes Participants .....                         | 13   |
| 11     | Diabetes Service Outcomes.....                      | 13   |
| 12     | Maternal and Infant Mortality Participants .....    | 14   |
| 13     | Maternal and Infant Mortality Service Outcomes..... | 18   |
| 14     | HIV/AIDS Participants.....                          | 19   |
| 15     | HIV/AIDS Service Outcomes .....                     | 19   |

## LIST OF TABLES

| TABLE |   | Page |
|-------|---|------|
| 1     | Programs Funded in Florida 2006-2009.....   | 1    |
| 2     | Evaluation Questions.....                   | 4    |
| 3     | Adult and Child Immunization Programs.....  | 7    |
| 4     | Cancer Programs.....                        | 9    |
| 5     | Oral Health Care Programs.....              | 9    |
| 6     | Cardiovascular Programs.....                | 11   |
| 7     | Diabetes Programs.....                      | 15   |
| 8     | Maternal and Infant Mortality Programs..... | 17   |
| 9     | HIV/AIDS Programs.....                      | 20   |
| 10    | Training and Support.....                   | 23   |
| 11    | Project Activities and Objectives.....      | 24   |
| 12    | Funding, Resources and Sustainability.....  | 25   |
| 13    | Cultural Competence and Evaluation.....     | 25   |

## LIST OF APPENDICES

| APPENDIX  | Page |
|---|------|
| A Evaluation Timeline .....                                   | 35   |
| B Web-Based Evaluation Questionnaire .....                    | 36   |
| C Informed Consent for Telephone Interview .....              | 40   |
| D Program Services Provided 2007                              |      |
| 1. Adult and Child Immunization Services Provided 2007 .....  | 41   |
| 2. Cancer Services Provided 2007 .....                        | 43   |
| 3. Oral Services Provided 2007 .....                          | 43   |
| 4. Cardiovascular Disease Services Provided 2007 .....        | 44   |
| 5. Diabetes Services Provided 2007 .....                      | 45   |
| 6. Maternal and Infant Mortality Services Provided 2007 ..... | 46   |
| 7. HIV/AIDS Services Provided 2007 .....                      | 48   |

## Executive Summary

### Reducing Racial and Ethnic Health Disparities: Closing the Gap

In 2000, the “Reducing Racial and Ethnic Health Disparities: Closing the Gap Act” (Sections 381.7351 – 381.7356) was enacted in an effort to mobilize underserved communities in Florida to address and eliminate health outcome disparities and promote disease prevention activities. The *Closing the Gap* Program has been successfully encouraging collaborative partnerships between state and local governments, private sector health care providers, faith-based organizations and the communities and neighborhoods they serve. Administered by the Florida Department of Health, Office of Minority Health, Closing the Gap funded 50 programs and projects for the 2006 – 2009 funding period that targeted health disparities in the priority areas of cancer, cardiovascular disease, diabetes, adult and child immunization, HIV/AIDS, maternal and infant mortality and oral health care.

The evaluation determined that the *Closing the Gap* Program is successfully providing underserved populations such as African American, Black Caribbean, Hispanic, Asian and Haitian men, women, infants, and children with much needed preventive care and health services. For example, in 2007, Vaccine Preventable Disease (VPD) screenings resulted in more than 15,000 doses of vaccines such as Diphtheria, Tetanus and Pertussin, Polio, Influenza, Varicella, Hepatitis A, Hepatitis B, Meningococcal, and Pneumonia being administered to minority populations. Additionally, cancer screenings (breast, cervical, colorectal) resulted in almost 1,400 referrals to medical specialists. Other significant outcomes in priority areas include program service referrals (9,000) for individuals with cardiovascular disease risk factors such as smoking/tobacco use, physical inactivity, overweight, hypertension, diabetes, high cholesterol, and poor nutrition.

Preventive, restorative and emergency oral health care as well as diabetes risk assessments, preventive education and wellness services were other noteworthy *Closing the Gap* program outcomes. Furthermore, over 5,000 service and referrals were made to programs targeting essential maternal and infant health risk areas such as family planning, nutrition, obesity, maternal infections, mental health, domestic violence and prenatal care. There were numerous successes in the priority area of HIV/AIDS as well. Over 6,000 referrals were made to HIV counseling or treatment, STD clinics, TB clinics, Hepatitis services, risk counseling, substance abuse services, mental health services, sexual abuse and rape treatment clinics, domestic violence services, legal services, and transportation services, just to name a few.

In fulfillment of the Closing the Gap Act, statewide technical assistance and training was provided to grant recipients as well as an agency database to maintain consistency in reporting performance and outcomes among all programs. Project evaluations and program assessments have shown that all 50 *Closing the Gap* programs are making great strides toward meeting grant objectives and eliminating health disparities in Florida.

## **Closing the Gap Programs in the State of Florida (2006 – 2009)**

### *Adult and Child Immunization*

Five *Closing the Gap* (CTG) projects are presently targeting health disparities for Adult and Child Immunization in Florida. The main goal of the immunization projects is to eliminate immunization health disparities in minority populations of Dade, Duval, Collier, Volusia, and Orange counties in Florida. In 2007, services and interventions were provided for over 5,000 community members. Services and interventions have been implemented in collaboration with county health departments, churches, homeless shelters, schools and front porch communities.<sup>†</sup> The Adult and Child Immunization health disparity group provided more than 3,700 Vaccine Preventable Disease (VPD) screenings and more than 7,000 immunization history assessments. The screenings and assessments resulted in more than 15,000 doses of vaccines such as Diphtheria, Tetanus and Pertussis, Polio, Influenza, Varicella, Hepatitis A, Hepatitis B, Meningococcal, and Pneumonia being administered to their target population.

### *Cancer*

Three CTG projects are targeting cancer disparities in Florida. The goal of two of the cancer projects is to increase the rate of early detection of breast and cervical cancer among minority women in Dade and Palm Beach County, Florida front porch communities. The goal of the third CTG cancer project is to increase the rate of early detection of colorectal cancer in the front porch communities of Pinellas County, Florida. Together the three CTG cancer projects provided screenings and education for more than 1500 community members. In 2007, the Cancer health disparity group provided 2,307 screenings (mammography, clinical breast exam, Pap smear, Prostate-Specific Antigen, digital rectal exam, fecal occult blood test) and 1,027 diagnostic tests (breast, cervical, colorectal) resulting in 1,394 referrals.

### *Oral Health Care*

Two CTG projects are working hard to eliminate oral health care disparities in Florida. In 2007, much needed dental exams, services, and prevention education were provided for more than 200 Black and Hispanic children in Suwannee, Lafayette, and Pinellas Counties in Florida. The Oral Health Care disparity group provided patient education for 125 participants, preventive care for 156 participants, restorative care for 94 participants, and emergency care for 2 participants. Eighty-three participants were placed on a recall or follow-up list.

### *Cardiovascular*

In collaboration with faith-based communities, schools, supermarkets, and family clinics, there are six CTG projects targeting the health disparity in cardiovascular disease in Florida. In 2007, services and interventions such as prevention education and screenings for hypertension and hypercholesterolemia were provided for at least 3000 Black, Hispanic, and Haitian community members in Dade, Broward, Jackson, Duval,

---

<sup>†</sup> Front porch communities are a revitalization of underserved communities through cooperation and communication between residents, government and service providers.

and Hillsborough Counties in Florida. The Cardiovascular health disparity group identified 5,961 individuals with cardiovascular disease risk factors such as smoking/tobacco use, physical inactivity, overweight, hypertension, diabetes, high cholesterol, and poor nutrition. The group provided 8,958 program services related to these risk factors and 2,510 referrals.

### *Diabetes*

There are eight CTG projects whose efforts are helping eliminate the health disparity in diabetes in Florida. Prevention education and necessary referrals for eye exam, foot health, and influenza shots were provided for at least 2000 Black, Hispanic, and Haitian community members in Highlands, Osceola, Hardee, Duval, Manatee, Hillsborough, Putnam, Jefferson, Gadsden, Taylor, Madison, and Wakulla Counties in Florida. In 2007, the Diabetes health disparity group provided 4,166 assessments related to diabetes risk for issues such as BMI, nutrition, tobacco use, physical inactivity, blood glucose, foot health, mental health, blood pressure, cholesterol, flu and pneumonia vaccinations. Diabetes education and wellness services were provided for 943 participants.

### *Maternal and Infant Mortality*

Six CTG projects are targeting maternal and infant mortality in Florida. Pre and Inter-conceptual counseling and maternal services are offered as well as safe sleep options for infants. In 2007, over 1500 mothers and infants were provided services and interventions in Broward, Dade, Jefferson, Madison, Taylor, Baker, Clay, Duval, Nassau, St. Johns, Volusia, and Hillsborough Counties in Florida. Churches and schools are just a few organizations that are aiding this endeavor in the front porch communities of these counties. The Maternal and Infant Mortality health disparity group provided 2,945 services in areas such as health screening, case management counseling, program incentives, transportation to health services, childcare and education materials. There were 4,729 additional education services provided in essential maternal and infant health risk areas such as baby spacing and family planning, nutrition, obesity, maternal infections, oral health, smoking and substance abuse, mental health, domestic violence and prenatal care. The health disparity group provided 1,203 referrals to programs targeting these maternal and infant health risks.

### *HIV/AIDS*

There are nineteen CTG projects that are tackling health disparities in HIV/AIDS in Florida. With the support of the community, services and interventions aimed at testing, counseling, and preventing the spread of HIV/AIDS were provided for over 12,000 front porch community members in Palm Beach, Duval, Hillsborough, Escambia, Jackson, Citrus, Lake, Sumter, Marion, St. Lucie, Broward, Orange, Leon, Gadsden, Jefferson, Taylor, Dade, Lee, Collier, and Alachua Counties in Florida. In 2007, the HIV/AIDS health disparity group enrolled 5,614 participants in intervention programs which included Video Opportunities for Innovative Condom Education and Safer Sex (VOICES), Sisters Informing Sisters on Topics about AIDS (SISTA), Cognitive Relaxation Coping Skills (CRCS), Healthy Relationships, and Community Promise. There were 6,631 referrals made to HIV counseling or treatment, STD clinics, TB clinics, Hepatitis services, risk counseling, substance abuse services, mental health services, sexual abuse and rape treatment clinics, domestic violence services, legal services, and transportation services, just to name a few.

## Community Support and Commitment

Support from the community is one of the principal assets of the *Closing the Gap* program. A frequent lesson learned was to build community liaisons early and to continue strengthening these relationships through trust and consistent quality services. To enhance this support, community health worker programs are an integral part of many of the CTG community-based health projects. Additionally, all CTG Projects in Florida have teamed up with existing programs in their communities to provide health services and health promotion activities. Some of the collaborators include Healthy Start Coalitions, the Black Nurses Association, churches, dentists, physicians, dieticians, fitness instructors, the Florida County Extension Office, the Redlands Christian Migrant Association, the American Cancer Society, the American Health Association, and the “Steps to a Healthy Hillsborough’ program.

## Monitoring Progress toward Objectives

The majority of participants of the CTG evaluation indicated that their project objectives have been 1) implemented as proposed, 2) implemented on time, 3) running according to budget and; 4) met as described in the proposal (Table 11). Measures utilized to indicate that the project’s objectives have been met included customer or participant satisfaction surveys, pre and post-test surveys, and quarterly progress reports submitted to the project’s contract manager. Participant follow-ups, participant feedback, participant logs, and surveys to measure attitude, perceptions, behaviors, and knowledge were also used to measure project objectives. The HIV/AIDS health disparity projects underwent program assessments through the use of a prevention contract monitoring tool completed at annual site visits by a representative of the Florida Department of Health. An agency database was developed for the Closing the Gap program to record the number of participants served, race/ethnicity, and services provided.

## Sustainability

Overall, the 50 *Closing the Gap* programs are making great strides in eliminating health disparities in cancer, cardiovascular disease, diabetes, adult and child immunization, HIV/AIDS, maternal and infant mortality and oral health care in Florida. In collaboration with community health care providers and agencies, underserved populations such as African American, Black Caribbean, Hispanic, Asian and Haitian men, women, infants, and children are being provided with much needed preventive care and health services.

Although the 50 *Closing the Gap* projects appear to be successfully meeting their proposed deliverables (participant and service/activity objectives), they are going to need additional long-term funding to achieve long term goals. At least half of the projects have additional funding outside of the CTG funds. However, there are other CTG projects that feel that once DOH funding ends, so will their projects. While all programs make a sincere effort to adhere to their work plans, implementation of outcome evaluations will be essential to convince funding agencies to invest in the continuation of the projects. Future evaluation efforts will undoubtedly need to focus on answering questions about the program’s impact on eliminating the targeted health disparities in Florida.

# CLOSING THE GAP

## Reducing Racial and Ethnic Health Disparities in Florida

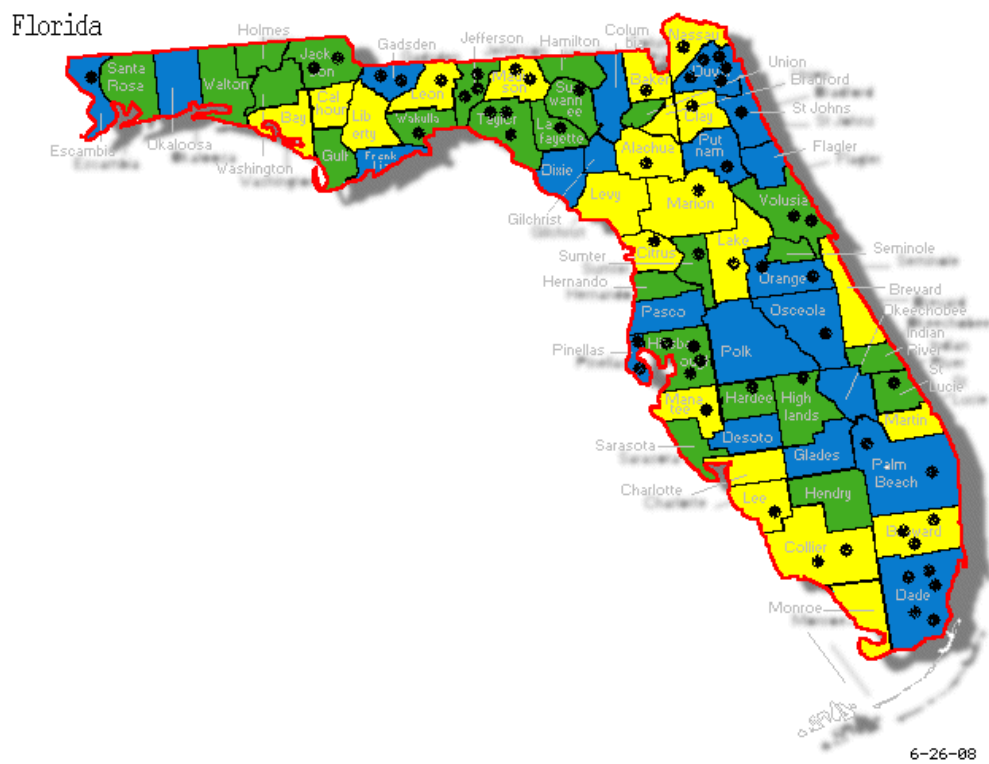


Figure 1. Closing the Gap Programs in Florida

# I. Background

## Reducing Racial and Ethnic Health Disparities: Closing the Gap grant program

In 2000, the “Reducing Racial and Ethnic Health Disparities: Closing the Gap Act” was enacted in an effort to mobilize underserved communities in Florida to address and eliminate health outcome disparities and promote disease prevention activities. This legislative mandate encouraged collaborative partnerships between state and local governments, private sector health care providers, faith-based organizations and the communities and neighborhoods they serve. Administered by the Florida Department of Health, Office of Minority Health, the Closing the Gap Act funds programs and projects that target health disparities in the priority areas of cancer, cardiovascular disease, diabetes, adult and child immunization, HIV/AIDS, maternal and infant mortality and oral health care. Fifty programs were funded in Florida 2006-2009.

**Table 1. Programs Funded in Florida 2006-2009**

|   |   |
|---|---|
| <b>ADULT &amp; CHILD IMMUNIZATION</b>     | <b>MATERNAL &amp; INFANT MORTALITY</b>                        |
| Health Planning Council of NE Florida     | Healthy Mothers/Babies Coalition of Broward                   |
| Collier County Health Department          | Healthy Start Coalition of Miami-Dade                         |
| University of Miami (Little Havana)       | University of South Florida                                   |
| Orange County Health Department           | Healthy Start Coalition of Jefferson/Madison/Taylor           |
| Bethune-Cookman College                   | AME Ministreal Alliance                                       |
| Hep-C Alert                               | Stewart Marchman Center                                       |
| <b>CANCER</b>                             | <b>HIV/AIDS (Funded by Bureau HIV/AIDS)</b>                   |
| <i>Breast &amp; Cervical Cancer</i>       | Drug Abuse Comprehensive Coordinating Office, Inc.            |
| YWCA of Greater Miami-Dade                | Community Information Network, Inc.                           |
| His Great Commission                      | BASIC NW FL   |
| <i>Comprehensive Cancer</i>               | United Deliverance Community Resource Center                  |
| Pinellas County Health Department         | River Region Human Services, Inc.                             |
| <b>ORAL HEALTH CARE</b>                   | Mahogany Revue  |
| Suwannee County Health Department         | St. Lucie County Health Department                            |
| Bishop Academy II - Christian Schools     | Comprehensive AIDS Program of Palm Beach                      |
| <b>CARDIOVASCULAR DISEASE</b>             | Hispanic Unity of Florida                                     |
| Minority Development Empowerment          | The Center for Drug Free Living                               |
| Fundacion Familia Serna                   | Mujeres Unidas En Justicia Educacion y Reforma (MUEJER)       |
| Economic Opportunity Family Health Center | Teen Pregnancy Prevention Center                              |
| Jackson County Health Department          | South Beach AIDS Project                                      |
| Helen B. Bently Family Health Center      | Glades Health Initiative, Inc.                                |
| YMCA of Florida's First Coast             | Island Coast AIDS Network                                     |
| <b>DIABETES</b>                           | <b>Funded by OMH</b>  |
| Highlands County Health Department        | Three Rivers Legal Services, Inc.                             |
| Osceola County Health Department          | Minority Alliance for Advocation Community Awareness & Action |
| Hardee Board of County Commissions        | Positive Images   |
| Putnam County Health Department           | Community AIDS Resource dba Care Resource                     |
| Duval County Health Department            |   |
| Manatee County Health Department          |   |
| Tampa Housing Authority                   |   |
| Big Bend Rural Health Network             |   |

## II. Evaluation Plan

A case study approach was utilized for the evaluation of the *Closing the Gap* (CTG) Program. A case study evaluation examines each project's goals, objectives, plans, resources, achievements, needs, problems and other topics that are contextual to each project.<sup>1</sup> This evaluation provides an overall assessment of the 50 funded projects' implementation and progress during the 2006 – 2008 period of funding only. The evaluation took place from January – June 2008 (Appendix A).

The objectives of the evaluation were:

1. To conduct a content analysis of available documents (proposals, quarterly reports and available data) relevant to the program's planning and implementation to date.
2. To conduct telephone interviews with a sample (10-12) of program directors and/or program coordinators from each CTG health disparity (cancer, cardiovascular disease, diabetes, adult and child immunization, HIV/AIDS, maternal and infant mortality and oral health care) to discuss intended outcomes (as proposed) as well as unintended events that have occurred along the way. The selection was purposeful; to ensure all health disparity groups were represented.
3. To develop and send a survey to all project staff to determine the degree to which planned procedures or activities are being implemented as proposed and to identify any difficulties associated with the implementation of these procedures.
4. To determine if evaluation activities have been implemented as planned. Each *Closing the Gap* project has a proposed evaluation plan. The evaluation activities were "expected to be implemented at the beginning of the program in order to capture and document actions contributing to program outcomes" (Florida Department of Health CTG Funding Announcement, 2006). After a review of a case (project) evaluation plan, an assessment will be made to determine if the 2006-2008 process evaluation activities have taken place.

Both qualitative and quantitative analyses are included in this report. Recommendations to improve effectiveness and efficiency of the health disparity projects and the *Closing the Gap* program as a whole will also be discussed. Table 2 lists the questions that guided the case study evaluation and the method of data collection that was involved.

### Methods and Data Analyses

#### *Questionnaire*

A web-based questionnaire was developed to determine the degree to which planned procedures or activities were being implemented as proposed and to identify any difficulties associated with the implementation of these procedures (Appendix B). The questionnaire consisted of 20 items that used a 5 point agree-disagree Likert scale and 17 open-ended questions. To ensure confidentiality, no names were used to identify

respondents; only health disparity group was requested (cancer, cardiovascular disease, diabetes, adult and child immunization, HIV/AIDS, maternal and infant mortality or oral health care).

The link to the web survey was distributed to the 50 *Closing the Gap* program directors. The directors were asked to respond to the questionnaire and to forward the link to all of their project staff. Seventy-one CTG staff accessed the web link, and 42 (59.2%) completed the questionnaire. Descriptive statistics were utilized to assess distribution of responses for the closed-ended questions. Responses to the open-ended questions are discussed throughout this report.

### *Telephone Interviews*

Telephone interviews were conducted with ten program directors. All health disparity groups were represented in the interviews. Fourteen program directors were sent an email inviting them to participate in the telephone interviews. An informed consent to participate was attached to the email (Appendix C). Thirteen accepted the invitation and days and times were scheduled for the interviews. Nine of the interviewees were available at their appointed times. Non-responders were left voice messages or sent an email giving them a chance to reschedule. One of the previous non-responders rescheduled bringing the sample of telephone interviews to ten (n=10).

A telephone interview guide was developed based on the web questionnaire. This allowed the evaluator to gain further details about individual CTG projects. Open discussions toward the end of each interview were encouraged to allow interviewees to suggest improvements to Florida's Closing the Gap Program or to add any comments they wanted to add. Interviews were audio-taped with participants' permission, and transcribed. During transcription, however, all personal identifying information was removed and interviewees' identity was coded. Data extracted from the transcripts were coded and analyzed for recurrent patterns and themes. QSR NVIVO™ qualitative software was used to aid in data management and analysis of the telephone interviews and the open-ended questions from the web questionnaire.

The questionnaire and telephone interview guide were approved by the Florida A&M University Institutional Review Board as well as the Florida Department of Health, Office of Minority Health before they were administered (March – May, 2008).

### *Document Analyses*

Proposals, project reports, and the CTG database were reviewed to determine the services or activities that were implemented for each of the 50 *Closing the Gap* (CTG) Projects. Information regarding the target population, county of service, and whether or not the project developed or utilized culturally competent health education methods and social marketing strategies to reach their target population was also recorded.

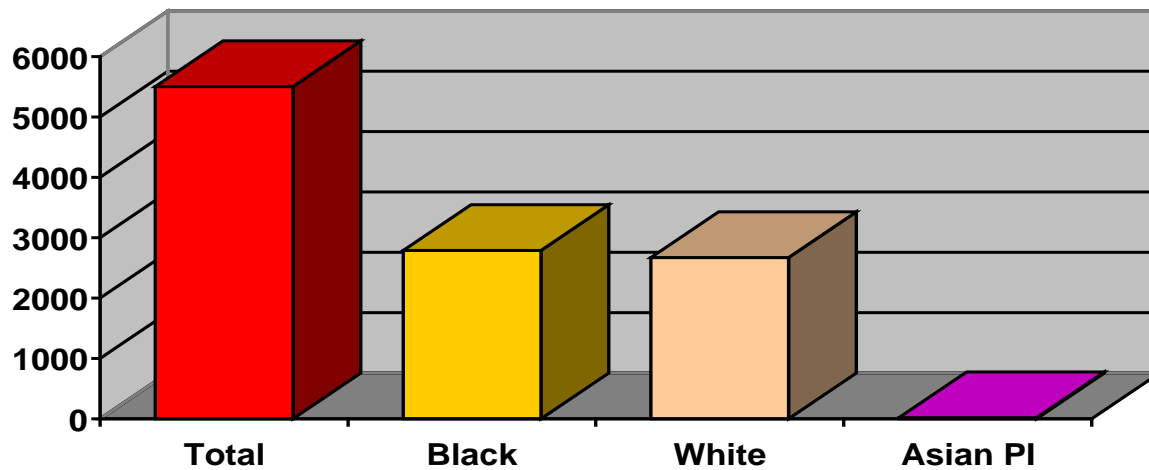
**Table 2. Evaluation Questions**

| Evaluation Questions   | Methodology   | Data Collection  |
|--|---|--|
| <p>Has the project been implemented as proposed?</p> <ul style="list-style-type: none"> <li>• What changes have been made?</li> <li>• What are the barriers to implementing procedures or activities?</li> <li>• What are the facilitators?</li> <li>• Is the project being conducted in a culturally competent manner?</li> </ul>                         | <p>Document<br/>Analysis<br/>Qualitative<br/>Quantitative</p> | <p>Evaluator will</p> <ul style="list-style-type: none"> <li>• Obtain a copy of each project's proposal</li> <li>• Obtain a copy of the project's contract</li> <li>• Obtain a copy of all quarterly reports</li> <li>• Obtain a copy of monitoring reports</li> </ul> |
| <p>Is the project addressing the legislative mandates for the health disparity?</p>  | <p>Document<br/>Analysis<br/>Qualitative<br/>Quantitative</p> | <p style="text-align: center;">+</p>   |
| <p>Have the evaluation activities that were proposed for the 2006-2008 time period been carried out?</p> <ul style="list-style-type: none"> <li>• What are the activities?               <ul style="list-style-type: none"> <li>- baseline data collection?</li> <li>- participant satisfaction surveys developed and administered?</li> </ul> </li> </ul> | <p>Document<br/>Analysis<br/>Qualitative<br/>Quantitative</p> | <p>Evaluator will</p> <ul style="list-style-type: none"> <li>• Conduct telephone interviews to obtain informal feedback from a sample of project directors and/or project coordinators</li> </ul>  |
| <p>What are the results of the present evaluation activities?</p> <ul style="list-style-type: none"> <li>• Data analysis complete?</li> <li>• Reports written?</li> </ul>  | <p>Document<br/>Analysis<br/>Qualitative<br/>Quantitative</p> | <p style="text-align: center;">+</p>   |
| <p>Have the objectives that were proposed for the 2006-2008 time period been met?</p> <ul style="list-style-type: none"> <li>• What are the indicators of success?</li> </ul>  | <p>Document<br/>Analysis<br/>Qualitative<br/>Quantitative</p> | <p>Evaluator will</p> <ul style="list-style-type: none"> <li>• Develop and send out a survey to project staff using nonprobability sampling to generate data that can be collected and analyzed quickly</li> </ul>   |

### III. Closing the Gap Programs in the State of Florida (2006 – 2009)

#### ***Adult and Child Immunization***

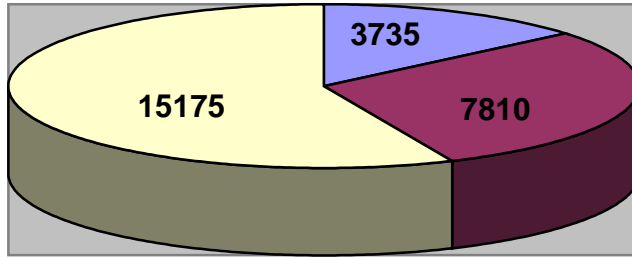
Although vaccines are available to prevent a number of illnesses that contribute to morbidity and mortality, about 50,000 adults die each year in the United States from vaccine-preventable diseases.<sup>2</sup> Five *Closing the Gap* (CTG) projects are presently targeting health disparities for Adult and Child Immunization in Florida (Table 3). The main goal of the immunization projects is to eliminate immunization health disparities in minority populations of Dade, Duval, Collier, Volusia, and Orange counties in Florida. In 2007, services and interventions were provided for over 5,000 community members (Figure 2). Services and interventions have been implemented in collaboration with county health departments, churches, homeless shelters, schools and front porch communities<sup>‡</sup>. These activities have increased the rates of hepatitis, influenza, and pneumococcal vaccinations as well as childhood vaccinations such as tetanus-diphtheria.



**Figure 2. Adult and Child Immunization Participants (YTD December 2007)**

In 2007, the Adult and Child Immunization health disparity group provided more than 3,700 Vaccine Preventable Disease (VPD) screenings and more than 7,000 immunization history assessments (Figure 3, Appendix D1). The screenings and assessments resulted in more than 15,000 doses of vaccines such as Diphtheria, Tetanus and Pertussin, Polio, Influenza, Varicella, Hepatitis A, Hepatitis B, Meningococcal, and Pneumonia being administered to their target population.

<sup>‡</sup> Front porch communities are a revitalization of underserved communities through cooperation and communication between residents, government and service providers.

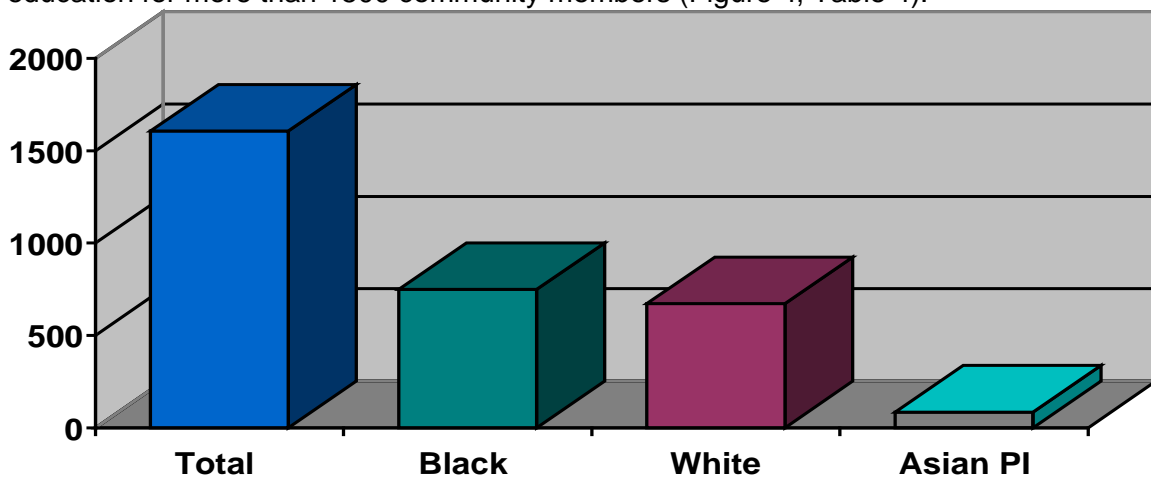


- Vaccine Preventable Disease Screening (Participants)
- Immunization History Assessed (Participants)
- Number of Doses Provided

**Figure 3. Adult and Child Immunization Service Outcomes**

**Cancer**

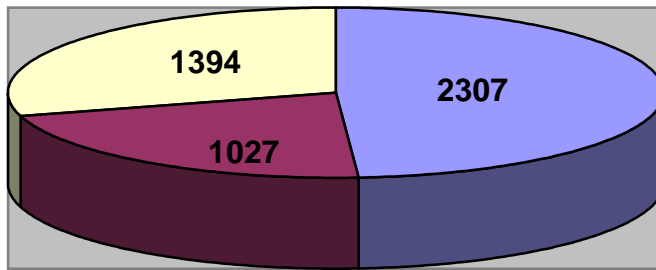
Three CTG projects are targeting cancer disparities in Florida (Table 4). The goal of two of the cancer projects is to increase the rate of early detection of breast and cervical cancer among minority women in Dade and Palm Beach County, Florida front porch communities. Breast cancer is the most frequently diagnosed and is the second leading cause of cancer death among women in the United States.<sup>3</sup> Although Caucasian women have the greatest risk of developing breast cancer, African American women are twice as likely to die from the disease. African American women are more likely to be diagnosed and twice as likely to die from cervical cancer as Caucasian women.<sup>4</sup> The goal of the third CTG cancer project is to increase the rate of early detection of colorectal cancer in the front porch communities of Pinellas County, Florida. Colorectal cancer is the third most common cancer affecting men and women in the United States with significant disparities in colorectal cancer screening among Blacks and Hispanics compared to whites.<sup>5</sup> Together the three CTG cancer projects provided screenings and education for more than 1500 community members (Figure 4, Table 4).



**Figure 4. Cancer Participants (YTD December 2007)**

**Table 3. Adult and Child Immunization**

| Project                          | Service  | Minority Population   | County Served | Location of Service  | Culturally Competent Health Education | Additional Funding Source | Culturally Competent Social Marketing | Incentives provided |
|----------------------------------|--|---|---------------|--|---------------------------------------|---------------------------|---------------------------------------|---------------------|
| Hep-C Alert                      | Hepatitis B & C, Identify at-risk clients, community screening, transportation | African/Caribbean, Hispanic, Haitian                            | Dade          | “non-traditional” community sites, county health department              | √                                     | CTG only                  | Website, PSAs,                        | √                   |
| Health Planning Council of NE FL | Influenza, Hepatitis A & B, Screenings   | African American, Elderly                                       | Duval         | Churches, homeless shelters, low-income housing sites, minority daycares | √                                     | √                         | Flyers, brochures                     | √                   |
| Collier CHD                      | Influenza, Pneumococcal School record assessment                               | African American, Hispanic, Haitian, Infants/Children           | Collier       | Outreach clinics, Front Porch community                                  | √                                     | CTG only                  | PSAs, flyers (in 3 languages)         | √                   |
| University of Miami              | Childhood vaccinations, Hepatitis A  | African American, Hispanic, Haitian, Children                   | Dade          | Mobile unit, daycares, schools, Front Porch community                    | √                                     | √                         | Immunization awareness campaigns      | √                   |
| Bethune-Cookman College          | Influenza, Pneumococcal, tetanus-Diphtheria Assessments                        | African American  | Volusia       | Outreach clinics   | √                                     | √                         | Promotional materials                 | √                   |
| Orange CHD                       | Childhood vaccinations   | African American, Hispanic, Haitian, infant/children/adolescent | Orange        | Front Porch community  | √                                     | √                         | PSAs, flyers, ads                     | No                  |

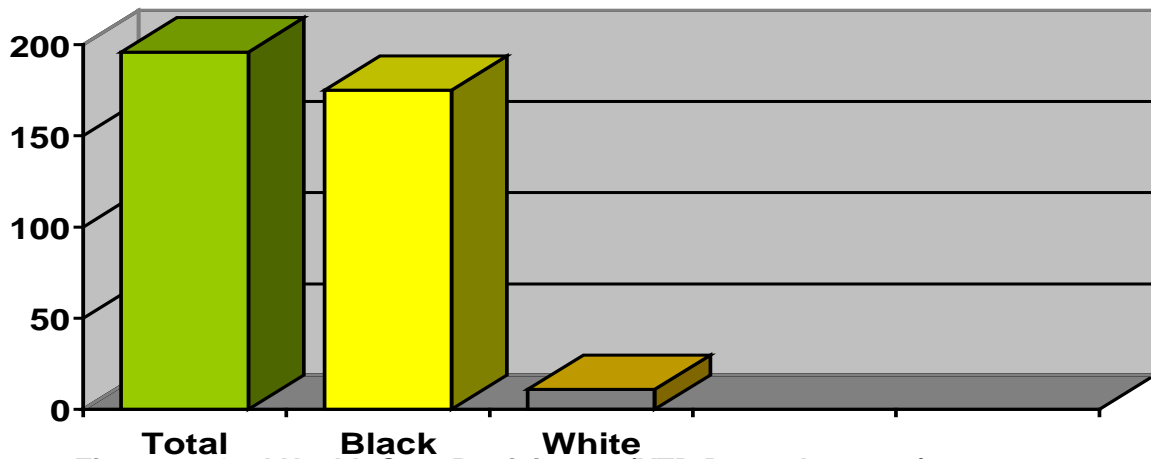


**Figure 5. Cancer Service Outcomes**

In 2007, the Cancer health disparity group provided 2,307 screenings (mammography, clinical breast exam, Pap smear, Prostate-Specific Antigen, digital rectal exam, fecal occult blood test) and 1,027 diagnostic tests (breast, cervical, colorectal) resulting in 1,394 referrals (Figure 5, Appendix D2).

**Oral Health Care**

Low incomes, minorities and immigrant populations as well as people in rural areas have the greatest difficulty accessing care and maintaining good oral health.<sup>6</sup> Dental problems are the most common unmet need among children. Two CTG projects are working hard to eliminate oral health care disparities in Florida (Table 5). In 2007, much needed dental exams, services, and prevention education were provided for at least 200 Black and Hispanic children in Suwannee, Lafayette, and Pinellas Counties in Florida (Figure 6, Table 5).



**Figure 6. Oral Health Care Participants (YTD December 2007)**

**Table 4. Cancer**

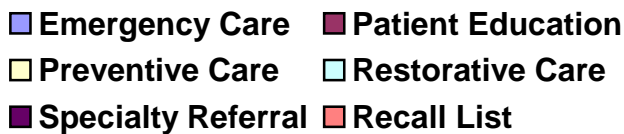
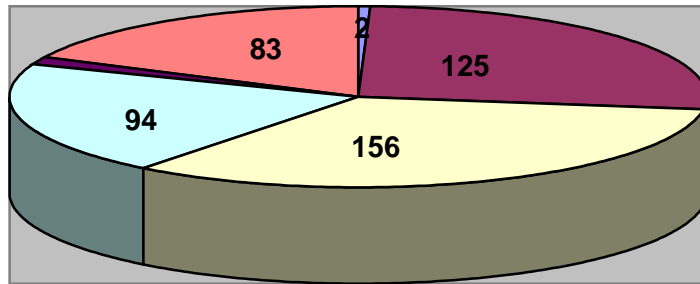
| Project               | Service  | Minority Population                                | County Served | Location of Service                      | Culturally Competent Health Education | Additionally Funding Source    | Culturally Competent Social Marketing   | Incentives Provided |
|-----------------------|--|--|---------------|--|---------------------------------------|--------------------------------|---|---------------------|
| YWCA of Greater Miami | Clinical Breast Exams<br>Mammography<br>Pelvic Exams | African American<br>Hispanic<br>Haitian<br>(women) | Dade          | Community outreach                       | √                                     | √                              | Print media<br>Health fairs   | no                  |
| His Great Commission  | Clinical Breast Exams<br>Mammography<br>Pelvic Exams | African American<br>Hispanic<br>Haitian<br>(women) | Palm Beach    | Mobile unit,<br>Front Porch<br>community | √                                     | CTG only                       | Newsletter,<br>bulletins,<br>Testimonials   | no                  |
| Pinellas CHD          | Colorectal screening<br>Prostate Cancer<br>education | African American                                   | Pinellas      | Front Porch<br>community                 | √                                     | CTG only<br>(for this program) | Media ads,<br>magazine, radio,<br>Door-to-Door<br>health<br>promotion<br>campaign | √                   |

6

**Table 5. Oral Health Care**

| Project                               | Service                            | Minority Population                      | County Served      | Location of Service                        | Culturally Competent Health Education | Additional Funding Source | Culturally Competent Social Marketing                                       | Incentives provided |
|---------------------------------------|------------------------------------|--|--------------------|--|---------------------------------------|---------------------------|---|---------------------|
| Suwannee CHD                          | Oral Health Education and referral | African American<br>Hispanic<br>Children | Suwannee Lafayette | Schools,<br>Community outreach,<br>clinics | √                                     | CTG only                  | Letters to parents,<br>dental books to<br>daycares/schools,<br>health fairs | √                   |
| Bishop Academy II – Christian Schools | Oral Health ed/referral for care   | African American                         | Pinellas           | Front Porch<br>Communities                 | *                                     | CTG only                  | *   | *                   |

\* Information not available at time of report



**Figure 7. Oral Health Care Service Outcomes**

In 2007, the Oral Health Care disparity group provided patient education for 125 participants, preventive care for 156 participants, restorative care for 94 participants, and emergency care for 2 participants. Eighty-three participants were placed on a recall or follow-up list (Figure 7, Appendix D3).

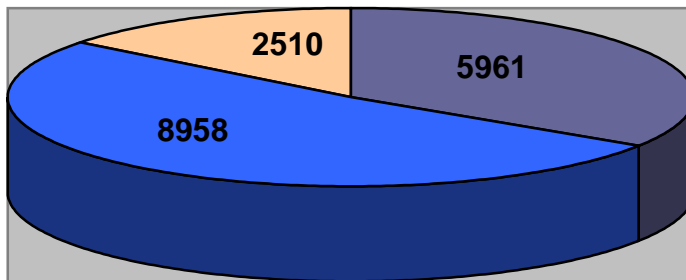
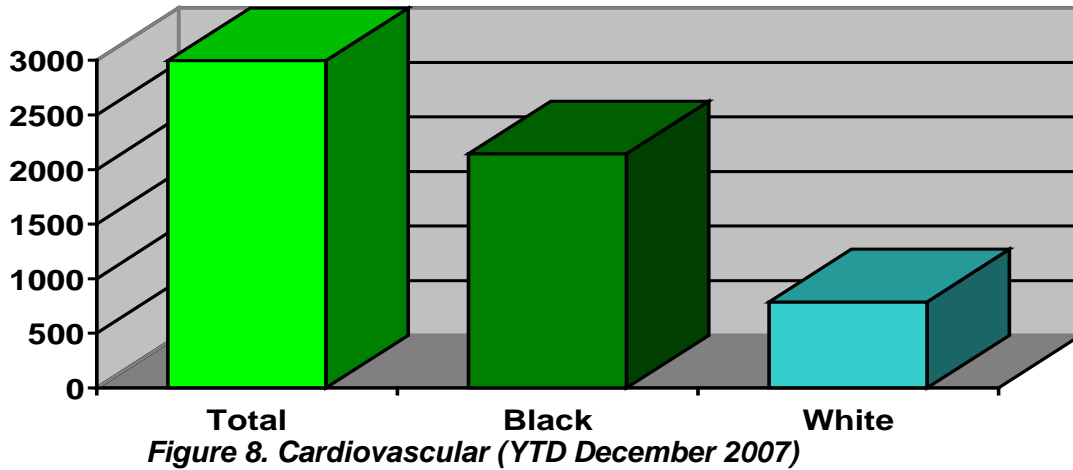
### ***Cardiovascular***

Cardiovascular Disease (CVD) is the leading cause of deaths in the United States. A disproportionate burden of CVD deaths are among minority and low-income populations with African Americans developing the disease at a younger age.<sup>7</sup> In collaboration with faith-based communities, schools, supermarkets, and family clinics, there are six CTG projects targeting the health disparity in cardiovascular disease in Florida (Table 6). In 2007, services and interventions such as prevention education and screenings for hypertension and hypercholesterolemia were provided for at least 3000 Black, Hispanic, and Haitian community members in Dade, Broward, Jackson, Duval, and Hillsborough Counties in Florida (Figure 8, Table 6).

**Table 6. Cardiovascular.**

| Project                               | Service  | Minority Population               | County Served | Location of Service  | Culturally Competent Health Education | Additionally Funding Source | Culturally Competent Social Marketing              | Incentives Provided |
|---------------------------------------|--|-----------------------------------|---------------|--|---------------------------------------|-----------------------------|--|---------------------|
| Helen B. Bentley Family Health Center | Cardiovascular Hypertension Screening, Education CVD registration        | Black/Caribbean Hispanic Haitian  | Dade          | Community outreach   | √                                     | √                           | no   | no                  |
| Minority Development Empowerment      | Cardiovascular screening, High Blood Pressure risk assessments Education | Haitian (women)                   | Broward       | Faith-based communities, Schools, supermarkets, flea markets | √                                     | √                           | PSAs, church bulletins, posters, flyers            | *                   |
| Economic Opportunity Family Health    | Cardiovascular screening, BP, cholesterol risk assessments, Education    | African American Hispanic Haitian | Dade          | Front Porch communities, churches, businesses                | √                                     | CTG only (for this program) | Media, flyers                                      | *                   |
| Jackson CHD                           | Blood Pressure screenings, Cardiovascular Health Ed                      | African American                  | Jackson       | Community worksites, Schools                                 | √                                     | CTG only (for this program) | PSAs, bulletins, news articles, oral presentations | *                   |
| YMCA of Florida's First Coast         | Blood Pressure screenings  | African American                  | Duval         | Faith based communities                                      | √                                     | CTG only (for this program) | Brochures, posters, flyers. Postcards, PSAs        | √                   |
| Fundacion Familia Serna               | Cardiovascular Health Education, BP and weight screening                 | Hispanic                          | Hillsborough  | Family clinic, Community sites                               | √                                     | CTG only (for this program) | Health Fairs, Promotional materials, Novelas       | √                   |

\* Information not available at time of report



- Participants Identified with Cardiovascular Disease Risk Factors
- Participants Receiving Program Services
- Participant Referrals

**Figure 9. Cardiovascular Service Outcomes**

In 2007, the Cardiovascular health disparity group identified 5,961 individuals with cardiovascular disease risk factors such as smoking/tobacco use, physical inactivity, overweight, hypertension, diabetes, high cholesterol, and poor nutrition. The group provided 8,958 program services related to these risk factors and 2,510 referrals (Figure 9, Appendix D4).

## Diabetes

There are eight CTG projects whose efforts are helping eliminate the health disparity in diabetes in Florida (Table 7). Diabetes continues to be a large and growing disease that is disproportionately suffered by racial and ethnic minorities. Diabetes is a major cause of blindness and peripheral vascular disease leading to lower extremity amputation.<sup>8</sup> Prevention education and necessary referrals for eye exam, foot health, and influenza shots were provided for at least 2000 Black, Hispanic, and Haitian community members in Highlands, Osceola, Hardee, Duval, Manatee, Hillsborough, Putnam, Jefferson, Gadsden, Taylor, Madison, and Wakulla Counties in Florida (Figure 10).

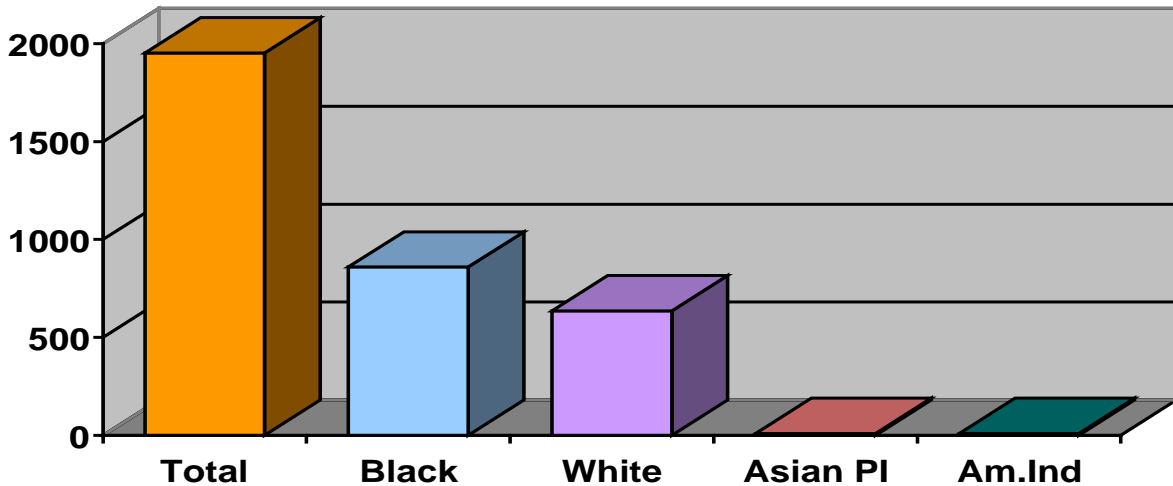
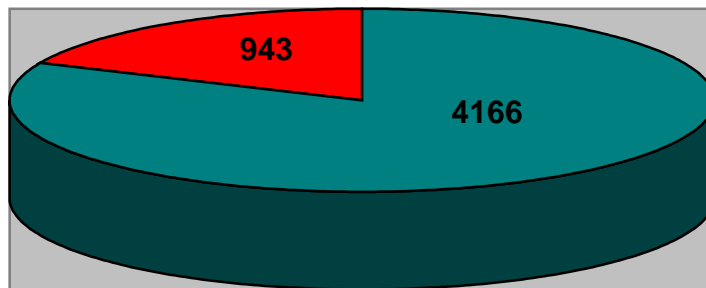


Figure 10. Diabetes (YTD December 2007)



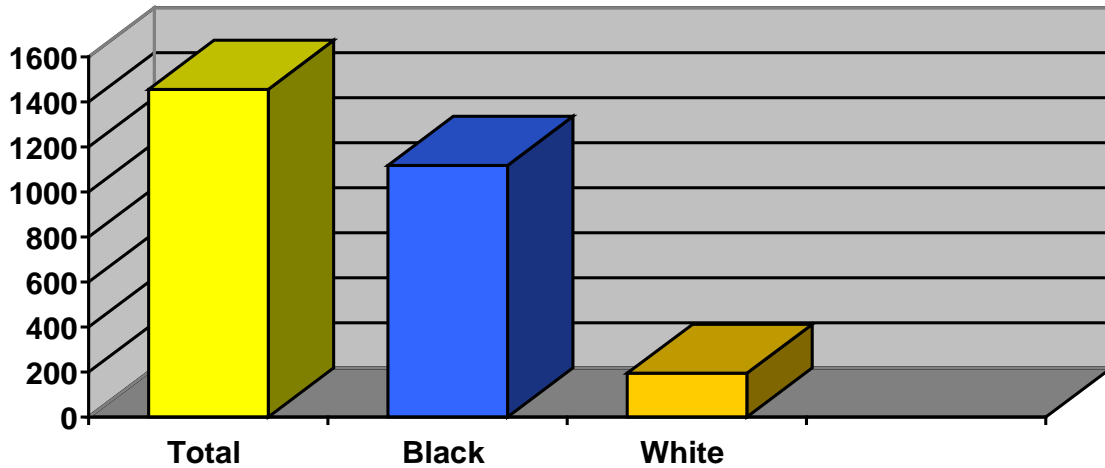
- Diabetes Risk Assessments
- Diabetes Education

Figure 11. Diabetes Service Outcomes

In 2007, the Diabetes health disparity group provided 4,166 assessments related to diabetes risk for issues such as BMI, nutrition, tobacco use, physical inactivity, blood glucose, foot health, mental health, blood pressure, cholesterol, flu and pneumonia vaccinations. Diabetes education and wellness services were provided for 943 participants (Figure 11, Appendix D5).

### ***Maternal and Infant Mortality***

For black women the prevalence of risk characteristics associated with adverse birth outcomes is higher than it is for women of other races. Studies suggest that the health of the mother, multiple births, and maternal age may explain some of the higher risk.<sup>9</sup> Six CTG projects are targeting maternal and infant mortality in Florida (Table 8). Pre and Inter-conceptional counseling and maternal services are offered as well as safe sleep options for infants. In 2007, over 1500 mothers and infants were provided services and interventions in Broward, Dade, Jefferson, Madison, Taylor, Baker, Clay, Duval, Nassau, St. Johns, Volusia, and Hillsborough Counties in Florida (Figure 12). Churches and schools are just a few organizations that are aiding this endeavor in the front porch communities of these counties.



**Figure 12. Maternal and Infant Mortality (YTD December 2007)**

**Table 7. Diabetes**

| Project                            | Service  | Minority Population       | County Served | Location of Service                       | Culturally Competent Health Education | Additionally Funding Source | Culturally Competent Social Marketing       | Incentives Provided |
|------------------------------------|--|---------------------------|---------------|---|---------------------------------------|-----------------------------|---|---------------------|
| Highlands CHD                      | Diabetes education, risk assessment, referrals for eye, foot, flu shots                    | African American Hispanic | Highlands     | Faith based community, Community outreach | √                                     | √                           | Radio, promotional materials                | no                  |
| Osceola CHD                        | Diabetes control, wellness, and prevention   | African American Hispanic | Osceola       | Community outreach                        | √                                     | CTG only (for this program) | TV, news ads, Health fairs, door-to-door    | √                   |
| Hardee Board of County Commissions | Diabetes awareness, prevention, risk assessment, referrals (eye, foot, flu shots)          | African American Hispanic | Hardy         | Faith based communities                   | √                                     | CTG only (for this program) | PSAs, PRs, Flyers, newspaper ads, radio ads | √                   |
| Duval CHD                          | Diabetes education, risk assessment, referral (foot)                                       | African American          | Duval         | Front Porch communities, mobile van       | √                                     | √                           | Media messages                              | √                   |
| Manatee CHD                        | Diabetes prevention, free eye exams, foot check-ups, flu shots, chronic disease prevention | African American Hispanic | Manatee       | Front Porch communities, mobile van       | √                                     | CTG only                    | Flyers                                      | √                   |

**Table 7 continued. Diabetes**

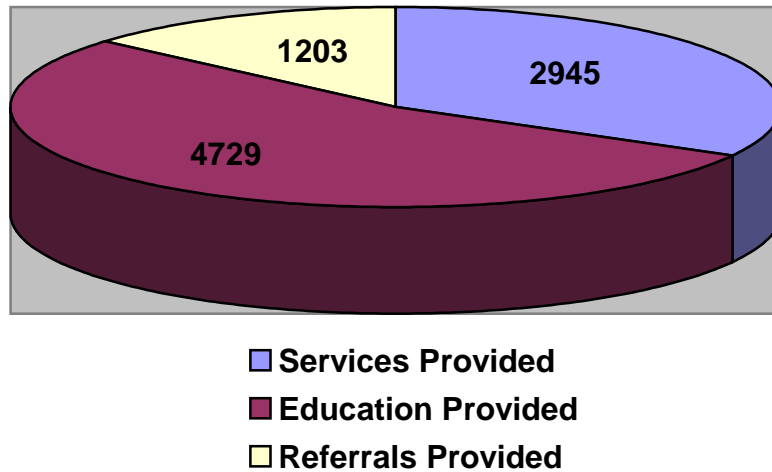
| <b>Project</b>                | <b>Service</b>  | <b>Minority Population</b>              | <b>County Served</b>                         | <b>Location of Service</b>                   | <b>Culturally Competent Health Education</b> | <b>Additionally Funding Source</b> | <b>Culturally Competent Social Marketing</b> | <b>Incentives Provided</b> |
|-------------------------------|---|---|--|--|--|------------------------------------|--|----------------------------|
| Tampa Housing Authority       | Diabetes awareness, education, prevention   | African American<br>Hispanic<br>Elderly | Hillsborough                                 | Health & Wellness Centers                    | √  | √                                  | Flyers                                       | √                          |
| Putnam CHD                    | Diabetes self-management, Lay Advisor Initiative, Diabetes risk assessments             | African American<br>Hispanic            | Putnam                                       | Schools, community centers, business centers | √  | CTG only                           | Flyers, pamphlets, newspaper press releases  | √                          |
| Big Bend Rural Health Network | Community Health Worker program, Diabetes Self-Management, refer (eye, foot, flu shots) | African American                        | Jefferson, Gadsden, Taylor, Madison, Wakulla | Faith based communities                      | √  | CTG only                           | Flyers, newspaper, workshop                  | √                          |

**Table 8. Maternal and Infant Mortality**

| Project   | Service  | Minority Population                     | County Served                        | Location of Service                                 | Culturally Competent Health Education | Additional Funding Source | Culturally Competent Social Marketing | Incentives provided |
|---|--|---|--------------------------------------|---|---------------------------------------|---------------------------|---------------------------------------|---------------------|
| Healthy Mothers/Babies Coalition of Broward           | Pre and Inter-conceptual services, oral health, transportation             | African American<br>Hispanic<br>Haitian | Broward                              | Community outreach                                  | √                                     | CTG only                  | PSAs, Flyers                          | √                   |
| Healthy Start Coalition of Miami-Dade                 | Inter-conceptual care and education  | African American<br>Hispanic<br>Haitian | Dade                                 | Community outreach                                  | √                                     | √                         | *                                     | √                   |
| Healthy Start Coalition of Jefferson /Madison/ Taylor | Pre-conceptual counseling and education                                    | African American women                  | Jefferson<br>Madison<br>Taylor       | Church, community organizations, schools            | √                                     | √                         | Posters, Flyers, Banners              | √                   |
| AME Ministerial Alliance                              | Pre- and Inter-conceptual education, bassinets, safe sleep                 | African American women                  | Baker, Clay, Duval, Nassau, St. John | Faith based communities, Front Porch communities    | √                                     | √                         | Health Promotion materials            | √                   |
| Stewart Marchman Center                               | Pre and inter-conceptual care  | African American women                  | Volusia                              | Front Porch communities                             | √                                     | √                         | Flyers, Ads                           | √                   |
| University of South Florida                           | Pre and inter-conceptual care and education, periodontal disease screening | African American women                  | Hillsborough                         | Churches, schools, clinics, community organizations | √                                     | CTG (for this program)    | Brochures, flyers, ads on buses       | √                   |

17

\* Information not available at time of report

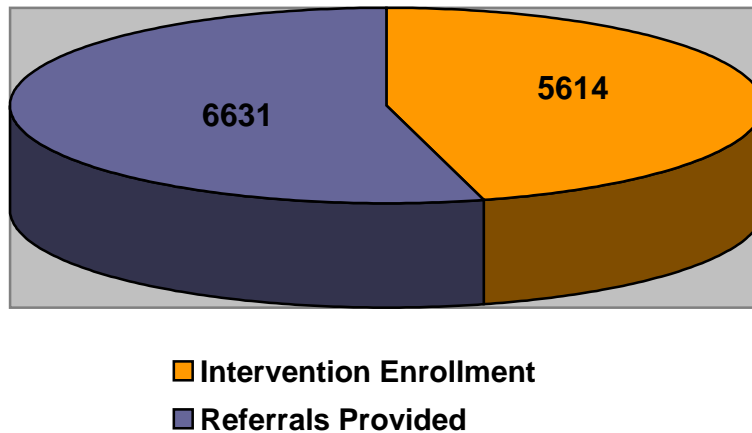
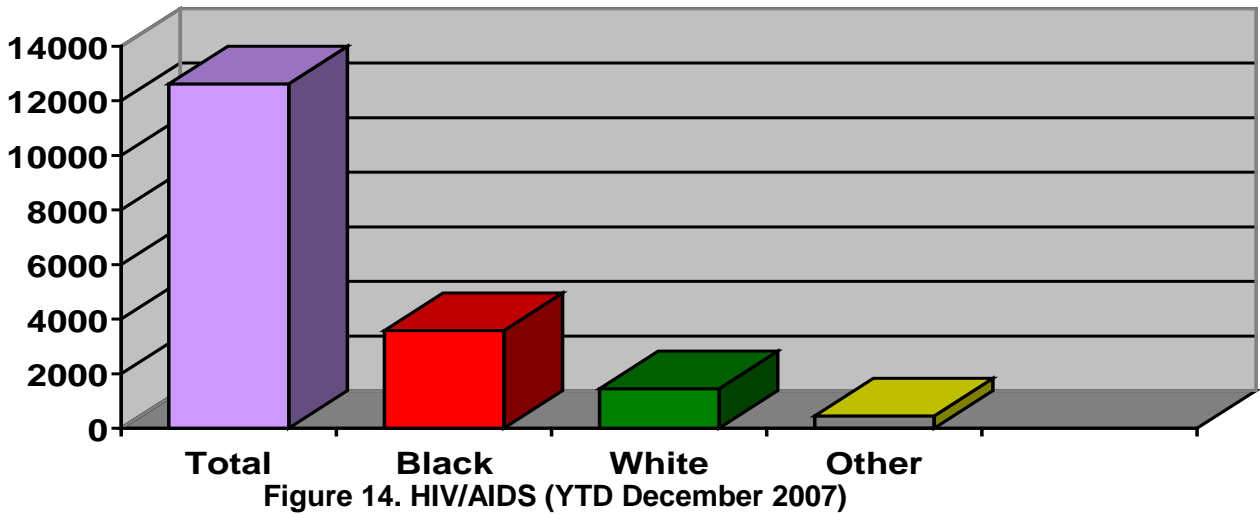


**Figure 13. Maternal and Infant Mortality Service Outcomes**

In 2007, the Maternal and Infant Mortality health disparity group provided 2,945 services in areas such as health screening, case management counseling, program incentives, transportation to health services, childcare and education materials. There were 4,729 additional education services provided in essential maternal and infant health risk areas such as baby spacing and family planning, nutrition, obesity, maternal infections, oral health, smoking and substance abuse, mental health, domestic violence and prenatal care. The health disparity group provided 1,203 referrals to programs targeting these maternal and infant health risks (Figure 13, Appendix D6).

### ***HIV/AIDS***

According to CDC<sup>10</sup>, blacks account for approximately half of the Americans currently living with HIV and 40% of all deaths among people with AIDS in the United States. In 2005, HIV/AIDS was the fourth leading cause of death among Hispanic/Latino men and women.<sup>11</sup> There are nineteen CTG projects that are tackling health disparities in HIV/AIDS in Florida (Table 9). With the support of the community, services and interventions aimed at testing, counseling, and preventing the spread of HIV/AIDS were provided for over 12,000 front porch community members in Palm Beach, Duval, Hillsborough, Escambia, Jackson, Citrus, Lake, Sumter, Marion, St. Lucie, Broward, Orange, Leon, Gadsden, Jefferson, Taylor, Dade, Lee, Collier, and Alachua Counties in Florida (Figure 14).



**Figure 15. HIV/AIDS Service Outcomes**

In 2007, the HIV/AIDS health disparity group enrolled 5,614 participants in intervention programs which included Video Opportunities for Innovative Condom Education and Safer Sex (VOICES), Sisters Informing Sisters on Topics about AIDS (SISTA), Cognitive Relaxation Coping Skills (CRCS), Healthy Relationships, and Community Promise. There were 6,631 referrals made to HIV counseling or treatment, STD clinics, TB clinics, Hepatitis services, risk counseling, substance abuse services, mental health services, sexual abuse and rape treatment clinics, domestic violence services, legal services, and transportation services, just to name a few (Figure 15, Appendix D7).

**Table 9. HIV/AIDS**

| Project                                      | Service   | Minority Population        | County Served                | Location of Service                         | Culturally Competent Health Education | Additional Funding Source   | Culturally Competent Social Marketing              | Incentives provided |
|--|---|----------------------------|------------------------------|---|---------------------------------------|-----------------------------|--|---------------------|
| United Deliverance Community Resource Center | HIV Counsel, testing, referral, Risk reduction      | African American           | Palm Beach                   | Front Porch Communities, Mobile vans        | √                                     | √                           | Health Fairs                                       | √                   |
| River Region Human Services, Inc.            | HIV risk assessment, Education, Prevention, Testing | African American women     | Duval                        | Community outreach, High risk zip codes     | √                                     | √                           | Radio Station, Flyers, community ads               | √                   |
| Drug Abuse Comprehensive Coordinating, Inc.  | HIV counseling, testing, substance abuse serv.      | African American, Hispanic | Hillsborough                 | Faith based communities, Community outreach | √                                     | CTG only                    | Health fairs                                       | √                   |
| Community Information Network, Inc.          | HIV testing, counseling, referral                   | African American           | Escambia                     | Community outreach                          | √                                     | √                           | yes  | √                   |
| Basic NW Florida                             | HIV prevention of additional spread, counseling     | African American           | Jackson                      | Community outreach, clinic                  | √                                     | √                           | Flyers   | √                   |
| Mahogany Revue                               | HIV testing, risk assessment, counseling            | African American Hispanic  | Citrus, Lake, Sumter, Marion | Front Porch communities                     | √                                     | CTG only (for this program) | Flyers, PSAs, Newspaper ads, website               | √                   |
| St. Lucie CHD                                | HIV prevention, referral, counseling, testing       | African American           | St. Lucie                    | Community outreach                          | √                                     | √                           | Media campaign, Radio, newspaper, magazine, flyers | √                   |

**Table 9 continued. HIV/AIDS**

| Project   | Service                                   | Minority Population       | County Served                    | Location of Service                     | Culturally Competent Health Education | Additional Funding Source | Culturally Competent Social Marketing            | Incentives Provided |
|---|---|---------------------------|----------------------------------|---|---------------------------------------|---------------------------|--|---------------------|
| Comprehensive AIDS Program of Palm Beach                    | HIV counseling, testing, referrals        | African American          | Palm Beach                       | Community outreach                      | √                                     | CTG (this program only)   | Bus Ads, Benches, Toll free phone number         | √                   |
| Hispanic Unity of Florida                                   | HIV prevention, testing                   | Hispanic                  | Broward                          | Community outreach                      | √                                     | √                         | Health promotion materials                       | *                   |
| The Center for Drug Free Living                             | HIV risk assessment, awareness, referrals | African American Hispanic | Orange                           | Mobile vehicle, Community outreach      | √                                     | √                         | Market research, awareness promotional materials | √                   |
| Minority Alliance for Advocacy Community Awareness & Action | HIV prevention, counseling, testing       | African American          | Leon, Gadsden, Jefferson, Taylor | Faith based communities                 | √                                     | √<br>OMH                  | Media campaign, PSAs                             | √                   |
| MUEJER  | HIV risk, education, testing              | Hispanic                  | Dade                             | Migrant rural                           | √                                     | √                         | Health fairs, prom o s                           | √                   |
| South Beach AIDS Project                                    | HIV risk, prevention, tests, counseling   | African American men      | Dade                             | Community outreach, high risk zip codes | √                                     | √                         | Website  | √                   |
| Glades Health Initiative, Inc.                              | HIV prevention of additional spread       | HIV positive              | Palm Beach                       | Clinic, community outreach              | √                                     | CTG (this program only)   | Brochures  | √                   |

21

\* Information not available at time of report

**Table 9 continued. HIV/AIDS**

| <b>Project</b>                            | <b>Service</b>                      | <b>Minority Population</b> | <b>County Served</b> | <b>Location of Service</b>                     | <b>Culturally Competent Health Education</b> | <b>Additional Funding Source</b> | <b>Culturally Competent Social Marketing</b>     | <b>Incentives Provided</b> |
|---|-------------------------------------|----------------------------|----------------------|--|--|----------------------------------|--|----------------------------|
| Island Coast AIDS Network                 | HIV education and prevention        | Black women                | Lee Collier          | Community outreach                             | √  | CTG only                         | Brochures, flyers, one-on-one outreach, web site | √                          |
| Positive Images                           | HIV prevention                      | African American women     | Broward              | Front Porch communities, high risk zip codes   | √  | OMH only                         | Flyers   | √                          |
| Teen Pregnancy Prevention Center          | HIV education, prevention           | African American women     | Dade                 | High risk zip codes, community outreach        | √  | CTG only (this program)          | Ads, promotional materials                       | √                          |
| Community AIDS Resource dba Care Resource | HIV prevention, education, testing  | African American women     | Broward              | Front Porch communities, High risk zip codes   | √  | OMH only (this program)          | Palm cards                                       | √                          |
| Three Rivers Legal Services, Inc.         | HIV prevention, counseling, testing | African American           | Alachua              | Barbershops, churches, community organizations | √  | OMH                              | Community promotional events                     | √                          |

## IV. Evaluation Findings

### *Training and Support*

The majority of survey respondents strongly agreed that the community was supportive of their program (Table 10). When asked about training, most strongly agreed that staff had what was necessary to complete the project objectives and almost all agreed that staff received necessary technical assistance. The respondents were also in agreement that project staff was familiar with the community they serve as well as the community's culture assuring the program's success.

**Table 10. Training and Support**

| <b>Please indicate your level of agreement with the following statements.</b>   |      |                          |                 |                     |                   |                       |
|---|------|--------------------------|-----------------|---------------------|-------------------|-----------------------|
|   | n=40 | <b>Strongly Disagree</b> | <b>Disagree</b> | <b>I'm Not Sure</b> | <b>Agree</b>      | <b>Strongly Agree</b> |
| The community, in general, supports my work in the program.   | --   | --                       | --              | 9.5% (4)            | 26.2% (11)        | <b>64.3% (27)</b>     |
| Project staff has the training necessary for the successful completion of project objectives.   | --   | --                       | 2.4% (1)        | --                  | 33.3% (14)        | <b>64.3% (27)</b>     |
| Project staff has received the technical assistance necessary for the successful completion of project objectives.                      | --   | --                       | 2.4% (1)        | 2.4% (1)            | <b>48.8% (20)</b> | 46.3% (19)            |
| The people with whom I work are skilled and capable of carrying out the proposed activities.  | --   | --                       | --              | --                  | 38.1% (16)        | <b>61.9% (26)</b>     |
| The staff is sufficiently familiar with, or are members of, the community served.   | --   | --                       | --              | 7.1% (3)            | 28.6% (12)        | <b>64.3% (27)</b>     |
| There are indicators that program staff understand the cultural aspects of the community that will contribute to the program's success. | --   | --                       | --              | 4.9% (2)            | 39.0% (16)        | <b>56.1% (23)</b>     |

### *Implementation of Project Objectives*

The majority of respondents overwhelmingly agreed that their project objectives have been 1) implemented as proposed, 2) implemented on time, 3) running according to budget and; 4) met as described in the proposal as well as major project activities completed (Table 11).

Various approaches were used to measure objective attainment. When asked on the survey and during the interview about some of the measures that were used to indicate that the project's objectives have been met, 16 respondents mentioned customer or participant satisfaction surveys and 12 cited pre and post-test surveys. Four respondents relied on quarterly progress reports submitted to the project's contract manager and four responded that they were being monitored by the Department of Health. Other measures used by projects to indicate objective obtainment were participant follow-ups (5 respondents), participant feedback (4 respondents), participant logs (4 respondents),

and surveys to measure attitude, perceptions, behaviors, and knowledge (3 respondents). Thirteen respondents relied on the agency database to track numbers of clients and services provided.

**Table 11. Project Activities and Objectives**

| <b>Please indicate your level of agreement with the following statements.</b>  |                          |                 |                     |              |                       |  |
|--|--------------------------|-----------------|---------------------|--------------|-----------------------|--|
| n=40   | <b>Strongly Disagree</b> | <b>Disagree</b> | <b>I'm Not Sure</b> | <b>Agree</b> | <b>Strongly Agree</b> |  |
| Project activities address the objectives outlined in the proposal.  | --                       | --              | --                  | 48.8% (20)   | <b>51.2% (21)</b>     |  |
| Project activities are on time (according to the proposal timeline).   | --                       | 2.4% (1)        | 2.4% (1)            | 39.0% (16)   | <b>56.1% (23)</b>     |  |
| Project activities are running according to the proposed budget.   | --                       | --              | 2.4% (1)            | 39.0% (16)   | <b>58.5% (24)</b>     |  |
| Public Service Announcements or print materials used by our program are culturally appropriate for the community served. | --                       | --              | 2.5% (1)            | 37.5% (15)   | <b>60.0% (24)</b>     |  |
| Major project activities are completed.  | --                       | --              | 2.5% (1)            | 42.5% (17)   | <b>55.0% (22)</b>     |  |
| Most objectives are met as described in the proposal.  | --                       | --              | 2.5% (1)            | 45.0% (18)   | <b>52.5% (21)</b>     |  |

### *Funding, Resources, and Sustainability*

Although one of the barriers perceived by CTG grantees was deficient funding, over 50% responded that they have adequate funding, resources and equipment needed to carry out the program activities (Table 12). When asked if plans have been developed to sustain the projects after funding ended, the responses were divided. Half of respondents agreed that plans have been made while the other half was not sure or disagreed.

As Shediak-Rizkallah and Bone<sup>12 (p87-88)</sup> so aptly stated, “Considerable resources are spent implementing community-based programs that are discontinued soon after initial funding ends...Many programs see their funds withdrawn before activities have reached full fruition.”

One CTG interviewee shared a similar concern:

*This is a difficult question to answer as we are experiencing budget cuts both locally and from the state level. Depending on the amount of funding cut backs from each level, the program may not be able to maintain a minimal amount of staff to continue operations.*

**Table 12. Funding, Resources and Sustainability**

| Please indicate your level of agreement with the following statements.   |                   |            |              |                   |                   |
|--|-------------------|------------|--------------|-------------------|-------------------|
| n=40   | Strongly Disagree | Disagree   | I'm Not Sure | Agree             | Strongly Agree    |
| I have adequate funding to support my work in this program.  | --                | 29.3% (12) | 7.3% (3)     | <b>51.2% (21)</b> | 12.2% (5)         |
| I have all the resources that I need to carry out the program activities.  | 2.4 (1)           | 24.4% (10) | 7.3% (3)     | <b>48.8% (20)</b> | 17.1% (7)         |
| I have all of the equipment I need to carry out the program activities.  | --                | 7.3% (3)   | 7.3% (3)     | <b>61.0% (25)</b> | 24.4% (10)        |
| The project is being implemented in a manner that enhances the likelihood that programmatic activities are sustained after funding ends. | 10.0 (4)          | 7.5% (3)   | 27.5 (11)    | <b>35.0% (14)</b> | 20.0% (8)         |
| Plans have been developed for sustaining the project's activities after funding ends.  | 5.0% (2)          | 17.5% (7)  | 27.5 (11)    | <b>40.0% (16)</b> | 10.0% (4)         |
| For our community, it is important to sustain the project activities after funding ends.   | --                | --         | 2.4% (1)     | 22.0% (9)         | <b>75.6% (31)</b> |

Participants were asked, “When DOH funding for this program ends, what do you think will happen to the program? Numerous CTG programs reported that they have not put plans into place to sustain their projects after state funding ends. Others have written grants or teamed up with their community partners to secure additional funding to continue their projects after the CTG funds end.

*Culturally Competent Evaluation*

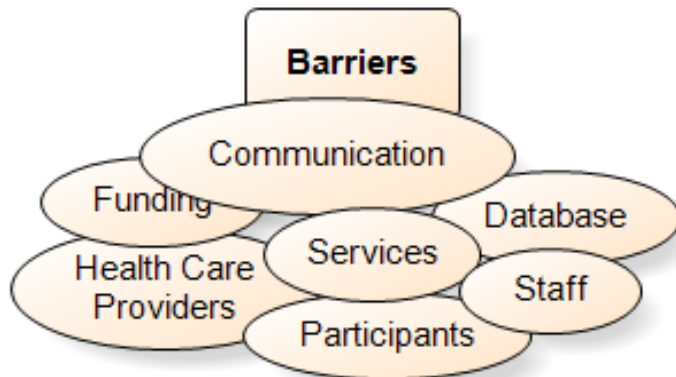
The majority of respondents agreed that their project's evaluation plan takes into account the degree to which diverse groups are accessing and are satisfied with project services (Table 13).

**Table 13. Cultural Competence**

| Please indicate your level of agreement with the following statements.  |                   |          |              |                   |                |
|---|-------------------|----------|--------------|-------------------|----------------|
| n=40  | Strongly Disagree | Disagree | I'm Not Sure | Agree             | Strongly Agree |
| The project evaluation plan includes an assessment of the degree to which diverse (racially, ethnically, culturally and /or linguistically) groups are ACCESSING the services   | --                | --       | 7.7% (3)     | <b>48.7% (19)</b> | 43.6% (17)     |
| The project evaluation plan includes an assessment of the degree to which diverse (racially, ethnically, culturally and /or linguistically) groups are SATISFIED with services. | --                | 7.7% (3) | 5.1% (2)     | <b>51.3% (20)</b> | 35.9% (14)     |

## Barriers

Partnerships between agencies and the community often face numerous challenges and barriers along the way. Some of the challenges for the Closing the Gap projects include issues related to communication, funding, services, staff, participants, health care providers, and the present reporting database.



### Technical Assistance and Inter-agency Communication

Although many of the CTG project staff are happy with the support they receive from the Department of Health, others expressed a need to share best practices or problem solving techniques among the different health disparity groups and programs. While larger projects usually have more resources and expertise to carry out their activities, the smaller projects are sometimes in need of more help with matters like capacity building or collecting and analyzing data.

### Database

An agency database is provided for the CTG projects to record the number of participants served, race/ethnicity, and services provided. A majority of the respondents found the database to be a challenge. Major improvements were made to the database as of July, 2008.

### Funding

The grantees follow criteria for matching funds. Some awardees, depending on population, can use in-kind services or human resources to satisfy part or the entire local match. However, many of the CTG respondents expressed the need for more funds to hire additional staff as well as more funds to support more services and activities.

## Health Care Providers and Community Health Workers

Recruiting and training community health workers have been a challenge for some of the CTG projects. These challenges include:

- Identifying community health workers
- Fitting community health workers into a busy clinic environment
- Recruiting physicians to donate free health services

For a community health program to have clinical credibility, it may be vital to include physician leadership. Involving local physician leaders who have a sense of “belonging” to a community is absolutely necessary for successful community health projects.<sup>13</sup> Factors that can slow progress for CTG projects are coordinating the services with physicians and ensuring their “buy-in” to project goals.

## Participants

In Mier and Colleagues<sup>14</sup> work with community health programs, they found that the three main recruitment barriers were: 1) the workload of community-agency staff left little time for recruitment tasks, 2) there were delays in research protocol approvals by appropriate ethics committees, and 3) there was no transportation available for interested participants to reach the project site. CTG projects have been confronted with similar barriers. Challenges include:

- Recruiting participants
- People not showing up
- Scheduling events to accommodate individuals
- Engaging faith-based organizations to participate
- Encouraging individuals to become more educated and aware of health disparity
- Engaging individuals to make health a priority

## Services

Sometimes the services and interventions do not work as expected. CTG programs have examined other methods and venues such as utilizing past participants of a program as volunteers for recruitment, continued program planning and effective marketing.

## Staff

A critical enabler for project success and recruiting respondents belonging to ethnic minorities is working with community agencies and gatekeepers that value the project’s work and share a common vision.<sup>14</sup> Committed staff and volunteers are also vital. Some of the staff barriers include:

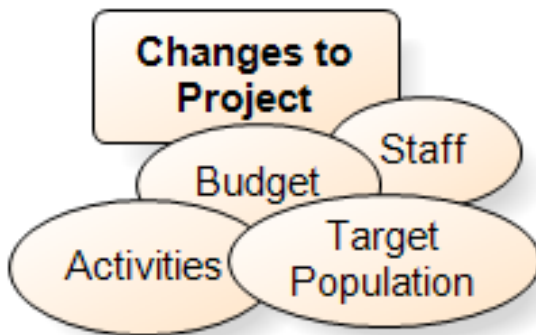
- Lack of employee benefits
- Lack of sufficient staff to serve the community

- Inability of community health workers to understand the necessity of background checks
- Lack of full understanding of the need of this service to the community
- Project is second job for most staff

Despite the barriers, most programs have a knack for “making do” and moving on:

### **Changes in Proposed Implementation Plan**

Respondents and interviewees were asked if there were any changes since implementation of their CTG project. Changes that were mentioned related to project activities, budget, staff, and the target population.



In order to improve services to the community, projects have had to revise and refine services.

#### *Activity or Service Changes*

- A shift from mentor programs to women connecting with women initiatives
- A move from intervention to prevention
- More emphasis on evaluation

#### *Budget Changes*

- Offering incentives to participate in the program

#### *Staff Changes*

- Certification of counselors in mental health issues
- Utilization of less staff

#### *Target Population*

- A shift from wellness classes to community lay workers
- Expansion of services to reach additional areas
- Increased requests from organizations for assistance with education programs

## **Facilitators of Success**

The majority of respondents and interviewees were very optimistic and excited to talk about aspects of their CTG projects that were working as expected and proving to be successful.

- Effective community education and outreach
- Interventions based upon the needs of the target population
- Community Health Workers that come from the communities served
- The ability of staff to adapt to changing interventions
- Supportive experienced team leaders, devotion to clients

### **Other program strengths include:**

- Reaching the working poor who have fallen through the cracks of the health care system
- Providing bilingual and culturally diverse training and education
- Flexibility of program activities in response to population needs
- Quality services with excellent feedback from users

## V. Lessons Learned

When asked about lessons that have been learned with the implementation of a CTG programs that might be helpful for other similar programs, the majority of answers involved community relationships:

- Community leaders should be targeted that share the same passion for your community
- Building community liaisons is very important to compliment the program
- Involve the community as much as possible so that they become permanent stakeholders
- Welcome feedback from the community and direct members of the community to make sure services are being tailored to the uniqueness of each neighborhood.
- Make plans early for sustainability

## VI. Limitations

A limitation of this study is the sample may not be representative of all 50 *Closing the Gap* programs in Florida. A challenge of the online survey was not having contact emails for all of the CTG staff thus having to rely on project directors and other participants forwarding the link. Mailed surveys may have increased the response rate; however, it was not a viable alternative due to time constraints. A limitation of most surveys is there is the possibility that people may answer according to what they think they should feel rather than how they do feel. Having to complete the surveys in one sitting was another limitation of the online survey, especially since half of the questions were open-ended. Regardless, the evaluator was contented and pleased with such rich data obtained from the open-ended questions and the telephone interviews.

## VII. Discussion and Recommendations

Overall, the 50 *Closing the Gap* programs are making great strides in eliminating health disparities in cancer, cardiovascular disease, diabetes, adult and child immunization, HIV/AIDS, maternal and infant mortality and oral health care in Florida. Some frequent themes that emerged from the evaluation data included factors related to communication, staff, community, funding and sustainability, and the CTG database.

### *Communication*

Although many of the CTG project staff are happy with the support they receive from the Department of Health, others expressed a need to share best practices or problem solving techniques among the different health disparity groups and programs. While larger projects usually have more resources and expertise to carry out their activities, the smaller projects are sometimes in need of more help with matters like capacity building or collecting and analyzing data.

### *Staff*

The majority of projects have the benefit of dedicated and skillful staff. However, there seems to be a problem with frequent staff turnover for some projects due to the inability or perceived lack of sufficient funds to hire full time workers.

## *Community*

Support from the community is one of the principal assets of the CTG program. Community health worker programs are an integral part of many of the CTG community-based health projects. But some of the programs are challenged with establishing a link with physicians in the community. Concerns about quality of care and the lack of legitimacy of community health workers by degreed health professionals may be hindering the inclusion of these individuals in their practice. Witmer and colleagues<sup>15</sup> believe that more documentation of the role that community health workers play in facilitating better access to health care, lowering health care costs, and improving health outcomes would help define a legitimate role for these workers in the health system. Additionally, quality training and evaluation would further improve the credibility of community health workers.<sup>16</sup>

## *Funding and Sustainability*

Overall, the 50 *Closing the Gap* programs are making great strides in eliminating health disparities in cancer, cardiovascular disease, diabetes, adult and child immunization, HIV/AIDS, maternal and infant mortality and oral health care in Florida. In collaboration with community health care providers and agencies, underserved populations such as African American, Black Caribbean, Hispanic, Asian and Haitian men, women, infants, and children are being provided with much needed preventive care and health services.

“Sustainability is often a ‘latent’ concern in many health promotion programs”.<sup>12 (p89)</sup> Project constituencies may hope the program will continue but lack of early and active planning to enhance the prospects for sustainability in the long term is not created.<sup>12</sup> Although the CTG projects appear to be successfully meeting their proposed deliverables (participant and service/activity objectives), they are going to need a reliable long-term funding base to achieve long term goals. At least half of the projects have additional funding outside of the CTG funds. However, there are numerous CTG projects that feel that once DOH funding ends, so will their projects. While all programs faithfully adhere to their work plans, program evaluation is essential to convince funding agencies to invest in the continuation of the projects.

## *The “Database”*

The agency database was a challenge for the majority of evaluation respondents. However, major improvements were implemented as of July, 2008. Although the database is a nice way to track numbers, it should never be used as the sole method for evaluating a project. Evaluation should start at the beginning of the project and continuous monitoring and revision of objectives and strategies to achieve those objectives should be explored on a regular basis. Future formative evaluation efforts will be needed to focus on answering questions about the program’s impact on eliminating the targeted health disparities in Florida.

## References

1. Stufflebeam, D.L., Shinkfield, A.J. (2007). Evaluation theory, models and applications. San Francisco: Jossey-Bass Publishers.
2. National Foundation for Infectious Diseases. (2008). Facts about adult immunization. Available at [www.nfid.org](http://www.nfid.org).
3. U.S. Preventive Services Task Forces. (2002). Screening for breast cancer: Recommendations and rationale. *Annals of Internal Medicine*. 137(5 Part 1):344-346.
4. Garner, E.I.O. (2003). Cervical cancer: Disparities in screening, treatment, and survival. *Cancer Epidemiology, Biomarkers & Prevention*. 12:242s-247s.
5. Ananthakrishnan, A.N., Schellhase, K.G., Sparapani, R.A., Laud, P.W. Neuner, J.M. (2007). Disparities in colon cancer screening in the medicare population. *Archives of Internal Medicine*. 167:258-264.
6. Gehshan, S., Wyatt, M. (2007). Improving oral health care for young children. National Academy for State Health Policy. Publication No. 2007-203.
7. Centers for Disease Control and Prevention (CDC). Office of Minority Health & Health Disparities (OMHD). Eliminate disparities in cardiovascular disease (CVD). Available at <http://www.cdc.gov/omhd/AMH/factsheets/cardio.htm>
8. Agency for Healthcare Research and Quality (AHRQ). Diabetes disparities among racial and ethnic minorities. Available at <http://www.ahrq.gov>
9. Thompson, D., Simmons, M., Clark, C., Graham, C., Watson, A. (2004). Infant mortality stratified by maternal age and plurality in Florida: A comparative analysis of birth cohorts for 2000 and 2001. Florida Department of Health. Division of Family Health Services. Bureau of Family & Community Health.
10. Centers for Disease Control and Prevention (CDC). (2007). Fighting HIV among African Americans: A heightened national response. Available at <http://cdc.gov/hiv>
11. Centers for Disease Control and Prevention (CDC). (2008). HIV/AIDS among Hispanics/Latinos. Available at <http://cdc.gov/hiv>
12. Shediak-Rizkallah, M.C., Bone, L.R. (1998). Planning for the sustainability of community-based health programs: Conceptual frameworks and future directions for research, practice and policy. *Health Education Research*. 13 (1):87-108.
13. Crane, S.D. (2006). Rural physicians and community leadership: Skills for building health infrastructure in rural communities. *North Carolina Medical Journal*. 67(1):63-65.

14. Mier, N. Medina, A.A., Bocanegra-Alonso, A., Castillo-Ruiz, O., Acosta-Gonzalez, R.I., Ramirez, J.A. (2006). Research design: Finding respondents from minority groups. *Journal of Research Practice*. 2(2, Article D2):1-11.
15. Witmer, A., Seifer, S.D., Finocchio, L., Leslie, J. O'Neil, E.H. (1995). Community health workers: Integral members of the health care work force. *American Journal of Public Health*. 85(8):1055-1058.
16. Brownstein, J.N., Bone, L.R., Dennison, C.R., Hill, M.N., Kim, M.T., Levine, D.M. (2005). Community health workers as interventionists in the prevention and control of health disease and stroke.

## **APPENDICES**

**APPENDIX A – Evaluation Timeline**

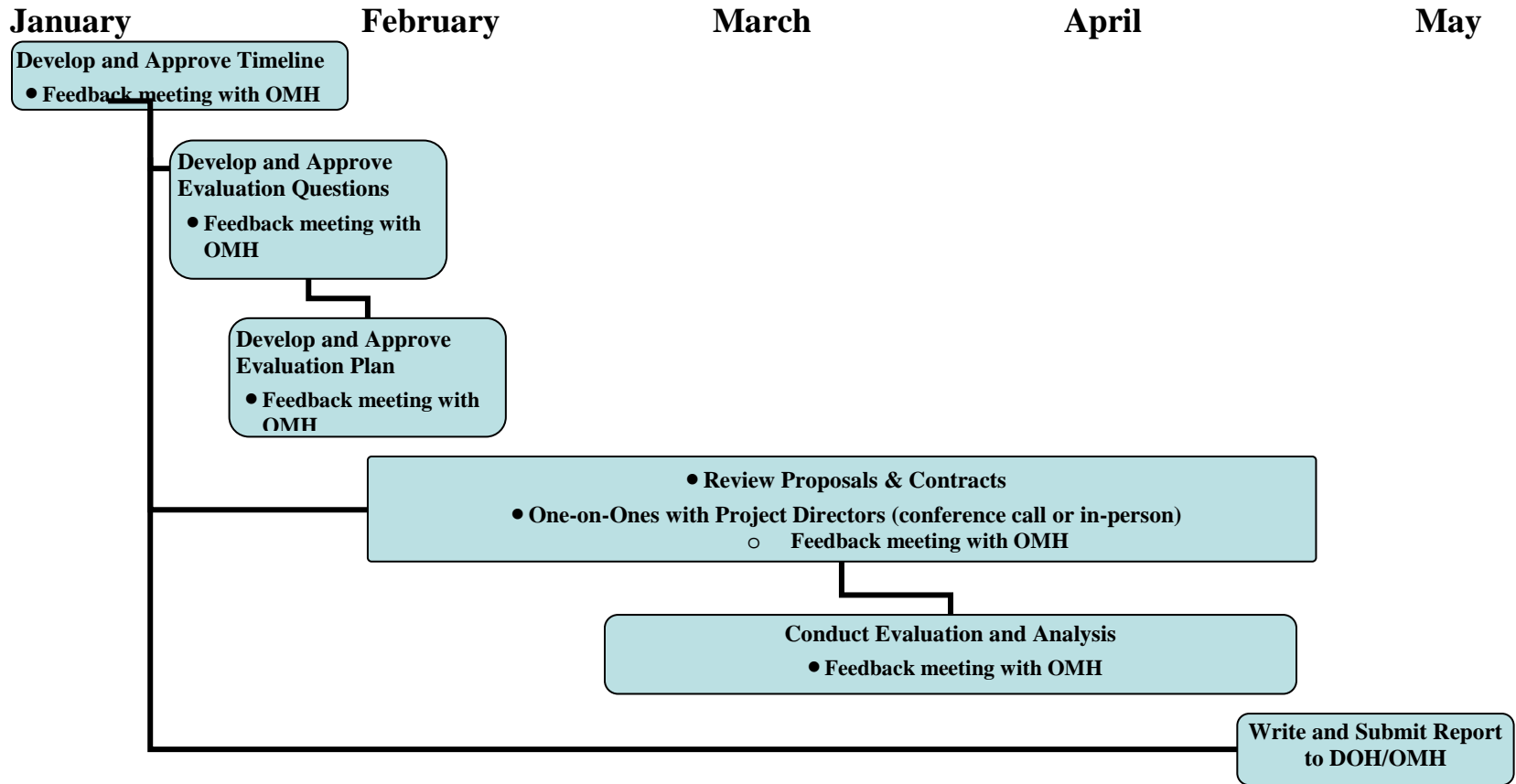
**APPENDIX B – Web-Based Questionnaire**

**APPENDIX C – Informed Consent for Interviews**

**APPENDIX D –**

- 1. Adult and Child Immunization Services Provided 2007**
- 2. Cancer Services Provided 2007**
- 3. Oral Health Services Provided 2007**
- 4. Cardiovascular Disease Services Provided 2007**
- 5. Diabetes Service Provided 2007**
- 6. Maternal and Infant Mortality Services Provided 2007**
- 7. HIV/AIDS Services Provided 2007**

Appendix A – Evaluation Timeline



## 1. Informed Consent

### 1. Dear Participant,

You have been invited to participate in the evaluation of Florida's Closing the Gap Program. You were selected because you are a member of the Closing the Gap (CTG) program staff addressing one of the following health disparities – Adult and Child Immunization, Cancer, Cardiovascular Disease, Diabetes, HIV/AIDS, Maternal and Infant Mortality, or Oral Healthcare.

The purpose of this evaluation is to provide the Florida Department of Health an overall assessment of each program's implementation and progress during the 2006 – 2008 period of funding.

Your participation in this study entails answering questions on a survey which should take about 30 minutes to complete. Your participation is voluntary and you are not obligated to answer any or all of the questions posed in the survey. However, your input will represent a valuable contribution to this evaluation. Some of the risks, discomforts and inconveniences that are reasonable to expect in this assessment are feeling that you haven't thought through some of the questions enough to provide answers, or feeling as if you don't have the "right" answer. On the other hand, some of the benefits that may reasonably be expected from participating in this assessment are: the opportunity to state your point-of-view about the progress of your program and to reflect on your role in further developing your CTG program's potential to achieve long-term goals.

Every effort will be made to keep all information from your participation in this assessment strictly confidential. You are not required to identify yourself on the survey, all surveys will be number coded.

This survey has been reviewed and approved by the Institutional Review Board involving human subjects in research, Florida A&M University. If you have any research-related problems or questions regarding subjects' rights you may contact the Florida A & M Institutional Review Board through the Office of Animal Care and Regulatory Compliance at (850) 412-5246, Room 130 Dyson Pharmacy Building, Tallahassee, FL, 32307.

If, at any time, you have any questions about the evaluation or further information you would like to add, you may contact Sandra Suther at 850-599-3108 or [sandra.suther@famuedu](mailto:sandra.suther@famuedu).

I have read the information about the conditions of this project. Continue to survey?

YES

NO

## 2. Questionnaire

### 1. What health disparity is your program/project addressing?

- Adult and Child Immunization
- Cancer
- Cardiovascular Disease
- Diabetes
- HIV/AIDS
- Maternal and Infant Mortality
- Oral Healthcare

### 2. Please briefly describe your role in this program.

### 3. What would you say are the key components/key activities of your program?

### 4. Since you submitted your first proposal to DOH, and started implementing the program, what has changed?

### 5. What's working as expected?

### 6. What do you think facilitates/helps these components to work as expected?

### 7. What's not working as expected?

### 8. What do you think blocks/stops these components you have mentioned in #7 above from working as expected?

### 9. In your view, how well is the program's staff working together?

### 10. What are the staff's attitudes toward the program?

**11. What kind of support are you receiving from:**

DOH

The community

Your staff

Your director/program coordinator

**12. Please indicate your level of agreement with the following statements.**

|   | Strongly Disagree     | Disagree              | I'm Not Sure          | Agree                 | Strongly Agree        |
|---|-----------------------|-----------------------|-----------------------|-----------------------|-----------------------|
| The community, in general, supports my work in the program.   | <input type="radio"/> | <input type="radio"/> | <input type="radio"/> | <input type="radio"/> | <input type="radio"/> |
| Project staff has the training necessary for the successful completion of project objectives.   | <input type="radio"/> | <input type="radio"/> | <input type="radio"/> | <input type="radio"/> | <input type="radio"/> |
| Project staff has received the technical assistance necessary for the successful completion of project objectives.                      | <input type="radio"/> | <input type="radio"/> | <input type="radio"/> | <input type="radio"/> | <input type="radio"/> |
| The people with whom I work are skilled and capable of carrying out the proposed activities.  | <input type="radio"/> | <input type="radio"/> | <input type="radio"/> | <input type="radio"/> | <input type="radio"/> |
| The staff is sufficiently familiar with, or are members of, the community served.   | <input type="radio"/> | <input type="radio"/> | <input type="radio"/> | <input type="radio"/> | <input type="radio"/> |
| There are indicators that program staff understand the cultural aspects of the community that will contribute to the program's success. | <input type="radio"/> | <input type="radio"/> | <input type="radio"/> | <input type="radio"/> | <input type="radio"/> |

**13. Please indicate your level of agreement with the following statements.**

|  | Strongly Disagree     | Disagree              | I'm Not Sure          | Agree                 | Strongly Agree        |
|--|-----------------------|-----------------------|-----------------------|-----------------------|-----------------------|
| Project activities address the objectives outlined in the proposal.  | <input type="radio"/> | <input type="radio"/> | <input type="radio"/> | <input type="radio"/> | <input type="radio"/> |
| Project activities are on time (according to the proposal timeline).   | <input type="radio"/> | <input type="radio"/> | <input type="radio"/> | <input type="radio"/> | <input type="radio"/> |
| Project activities are running according to the proposed budget.   | <input type="radio"/> | <input type="radio"/> | <input type="radio"/> | <input type="radio"/> | <input type="radio"/> |
| Public Service Announcements or print materials used by our program are culturally appropriate for the community served. | <input type="radio"/> | <input type="radio"/> | <input type="radio"/> | <input type="radio"/> | <input type="radio"/> |
| Major project activities are completed.  | <input type="radio"/> | <input type="radio"/> | <input type="radio"/> | <input type="radio"/> | <input type="radio"/> |
| Most objectives are met as described in the proposal.  | <input type="radio"/> | <input type="radio"/> | <input type="radio"/> | <input type="radio"/> | <input type="radio"/> |

**14. Please indicate your level of agreement with the following statements.**

|  | Strongly Disagree     | Disagree              | I'm Not Sure          | Agree                 | Strongly Agree        |
|--|-----------------------|-----------------------|-----------------------|-----------------------|-----------------------|
| I have adequate funding to support my work in this program.  | <input type="radio"/> | <input type="radio"/> | <input type="radio"/> | <input type="radio"/> | <input type="radio"/> |
| I have all the resources that I need to carry out the program activities.  | <input type="radio"/> | <input type="radio"/> | <input type="radio"/> | <input type="radio"/> | <input type="radio"/> |
| I have all of the equipment I need to carry out the program activities.  | <input type="radio"/> | <input type="radio"/> | <input type="radio"/> | <input type="radio"/> | <input type="radio"/> |
| The project is being implemented in a manner that enhances the likelihood that programmatic activities are sustained after funding ends. | <input type="radio"/> | <input type="radio"/> | <input type="radio"/> | <input type="radio"/> | <input type="radio"/> |
| Plans have been developed for sustaining the project's activities after funding ends.  | <input type="radio"/> | <input type="radio"/> | <input type="radio"/> | <input type="radio"/> | <input type="radio"/> |
| For our community, it is important to sustain the project activities after funding ends.   | <input type="radio"/> | <input type="radio"/> | <input type="radio"/> | <input type="radio"/> | <input type="radio"/> |

**15. Please indicate your level of agreement with the following statements.**

|   | Strongly Disagree     | Disagree              | I'm Not Sure          | Agree                 | Strongly Agree        |
|---|-----------------------|-----------------------|-----------------------|-----------------------|-----------------------|
| The project evaluation plan includes an assessment of the degree to which diverse (racially, ethnically, culturally and /or linguistically) groups are ACCESSING the services   | <input type="radio"/> | <input type="radio"/> | <input type="radio"/> | <input type="radio"/> | <input type="radio"/> |
| The project evaluation plan includes an assessment of the degree to which diverse (racially, ethnically, culturally and /or linguistically) groups are SATISFIED with services. | <input type="radio"/> | <input type="radio"/> | <input type="radio"/> | <input type="radio"/> | <input type="radio"/> |

**16. What lessons have you learned with the implementation of your program so far, that might be helpful for other, similar programs?**

**17. When DOH funding for this program ends, what do you think will happen to the program?**

**18. Overall, what are the strengths and weaknesses of your program?**

**19. What program evaluation activities have been carried out for the 2006 – 2009 funding period?**

**20. What are the indicators that the project's objectives are being met?**

**21. How were the indicators measured?**

**22. Additional comments are welcome.**



# Florida Agricultural and Mechanical University

TALLAHASSEE, FLORIDA 32307-3800

TELEPHONE: (850) 599-3254  
FAX: (850) 599-8830

COLLEGE OF PHARMACY AND  
PHARMACEUTICAL SCIENCES  
INSTITUTE OF PUBLIC HEALTH

## INFORMED CONSENT FOR PARTICIPATION IN THE Evaluation of the Closing the Gap Program in Florida

Dear Participant,

You have been invited to participate in the evaluation of Florida's **Closing the Gap Program**. You were selected because you are a member of the Closing the Gap (CTG) program staff addressing one of the following health disparities – Adult and Child Immunization, Cancer, Cardiovascular Disease, Diabetes, HIV/AIDS, Maternal and Infant Mortality, or Oral Healthcare. The purpose of this evaluation is to provide the Florida Department of Health an overall assessment of the each program's implementation and progress during the 2006 – 2008 period of funding.

Your participation in this study entails answering questions during an interview which should last between 30 and 45 minutes. Your participation is voluntary and you are not obligated to answer any of the questions posed in the interview questionnaire. However, your input will represent a valuable contribution to this evaluation.

Some of the risks, discomforts and inconveniences that are reasonable to expect in this assessment are feeling that you haven't thought through some of the questions enough to provide answers, or feeling as if you don't have the "right" answer. On the other hand, some of the benefits that may reasonably be expected from participating in this assessment are: the opportunity to state your point-of-view about the progress of your program and to reflect on your role in further developing your CTG program's potential to achieve long-term goals.

Every effort will be made to keep all information from your participation in this assessment strictly confidential. Personal identifying information will be removed and your identity will be coded. Audio tapes and transcriptions will be kept in a locked file cabinet in the evaluator's office for 5 years. After this time period the transcriptions and tapes will be destroyed.

This assessment has been reviewed and approved by the Institutional Review Board involving human subjects in research, Florida A&M University. If you have any research-related problems or questions regarding subjects' rights you may contact the Florida A & M Institutional Review Board through the Office of Animal Care and Regulatory Compliance at (850) 412-5246, Room 130 Dyson Pharmacy Building, Tallahassee, FL, 32307.

If, at any time, you have any questions about the evaluation or further information you would like to add, you may contact Sandra Suther at the phone number or e-mail address below. You may keep a copy of the informed consent.

**I have read the information about the conditions of this project and give my voluntary consent for participation.**

EVALUATOR:  
Sandra Suther, Ph.D.  
Institute of Public Health  
College of Pharmacy & Pharmaceutical Sciences  
Florida A&M University  
207-C FSH Science Research Center  
Tallahassee, FL 32307  
Phone: 850-599-3108  
E-mail: [sandra.suther@fam.u.edu](mailto:sandra.suther@fam.u.edu)

Appendix D1 – Adult and Child Immunization Services Provided 2007

| SERVICES PROVIDED                    | HEALTH PLANNING COUNCIL OF NE FLORIDA | COLLIER CHD | UNIVERSITY OF MIAMI | ORANGE CHD | BEHUNE-COOKMAN COLLEGE | HEP-C ALERT | TOTAL |
|--------------------------------------|---------------------------------------|-------------|---------------------|------------|------------------------|-------------|-------|
| <b>Education Material</b>            |                                       |             |                     |            |                        |             |       |
| Diphtheria                           |                                       |             | 5                   | 91         |                        |             | 96    |
| Tetanus                              |                                       |             | 5                   | 92         |                        |             | 97    |
| Pertussis                            |                                       |             | 2                   | 90         |                        |             | 92    |
| MMR                                  |                                       |             | 7                   | 72         |                        |             | 79    |
| Hib                                  |                                       |             | 3                   | 22         |                        |             | 25    |
| Polio                                |                                       |             | 6                   | 73         |                        |             | 79    |
| Hep A                                | 167                                   |             | 3                   | 295        |                        | 1137        | 1602  |
| Hep B                                | 167                                   |             | 2                   | 19         |                        | 1137        | 1325  |
| Hep C                                | 167                                   |             |                     |            |                        | 1136        | 1303  |
| Chicken Pox                          |                                       |             | 3                   | 247        |                        |             | 250   |
| Influenza                            | 237                                   |             | 1                   | 54         |                        |             | 292   |
| Pneumonia                            |                                       |             | 2                   | 39         |                        |             | 41    |
| Meningococcal                        |                                       |             | 1                   | 9          |                        |             | 10    |
| <b>VPD Screening</b>                 |                                       |             |                     |            |                        |             |       |
| Hep A                                | 165                                   |             |                     |            |                        | 1136        | 1301  |
| Hep B                                | 164                                   |             |                     |            |                        | 1136        | 1300  |
| Hep C                                |                                       |             |                     |            |                        | 1134        | 1134  |
| <b>Immunization History Assessed</b> |                                       |             |                     |            |                        |             |       |
| 4_3_1_3_3_1                          |                                       | 817         | 54                  | 370        |                        | 1136        | 2377  |
| 3_2_2_2                              |                                       | 340         | 27                  | 13         |                        | 1135        | 1515  |
| Hep A                                | 193                                   | 74          | 15                  | 189        |                        | 3           | 474   |
| Hep B                                | 193                                   | 651         | 25                  | 314        |                        |             | 1183  |
| Hep C                                |                                       | 1           |                     |            |                        |             | 1     |
| Meningococcal                        |                                       | 1           | 15                  | 50         |                        |             | 66    |
| Tetanus_Diphth                       |                                       | 14          | 19                  | 4          |                        |             | 37    |
| Pneumonia                            |                                       | 518         | 11                  | 231        |                        |             | 760   |
| Varicella                            |                                       | 586         | 18                  | 383        |                        |             | 987   |
| Influenza                            | 238                                   | 122         | 3                   | 47         |                        |             | 410   |

Appendix D1 continued – Adult and Child Immunization Services Provided 2007

| SERVICES PROVIDED<br>(PARTICIPANTS = 2710) | HEALTH<br>PLANNING<br>COUNCIL<br>OF NE<br>FLORIDA | COLLIER<br>CHD | UNIVERSITY<br>OF MIAMI | ORANGE<br>CHD | BEHUNE-<br>COOKMAN<br>COLLEGE | HEP-C<br>ALERT | TOTAL |
|--|---|----------------|------------------------|---------------|-------------------------------|----------------|-------|
| <b># of Doses</b>                          |   |                |                        |               |                               |                |       |
| DTap or Tdap                               |   | 4384           | 32                     | 91            |                               |                | 4507  |
| MMR  |   | 791            | 24                     | 71            |                               |                | 886   |
| Hib  |   | 986            | 5                      | 23            |                               |                | 1014  |
| Polio                                      |   | 1462           | 19                     | 73            |                               |                | 1554  |
| Varicella                                  |   | 855            |                        | 249           |                               |                | 1104  |
| Hep A                                      | 216   | 264            | 27                     | 296           |                               | 272            | 1057  |
| Hep B                                      | 216   | 1246           | 12                     | 21            |                               | 1512           | 3007  |
| Meningococcal                              |   | 4              | 9                      | 8             |                               |                | 21    |
| Influenza                                  | 238   | 444            |                        | 51            |                               |                | 733   |
| Pneumonia                                  |   | 1221           | 4                      | 43            |                               |                | 1268  |
| Tetanus                                    |   | 4              | 7                      | 1             |                               |                | 12    |
| Diphtheria                                 |   | 4              | 7                      | 1             |                               |                | 12    |
| <b>VIS Provided</b>                        |   |                |                        |               |                               |                |       |
| DTap or Tdap                               |   | 1139           | 28                     | 89            |                               |                | 1256  |
| MMR  |   | 509            | 24                     | 71            |                               |                | 604   |
| Hib  |   | 371            | 5                      | 22            |                               |                | 398   |
| Polio                                      |   | 566            | 18                     | 78            |                               |                | 662   |
| Varicella                                  |   | 122            |                        | 244           |                               |                | 366   |
| Hep A                                      | 192   | 169            | 27                     | 284           |                               | 272            | 744   |
| Hep B                                      | 192   | 547            | 12                     | 20            |                               | 1510           | 2281  |
| Meningococcal                              |   | 4              | 9                      | 8             |                               |                | 21    |
| Influenza                                  | 138   | 318            |                        | 50            |                               |                | 506   |
| Pneumonia                                  |   | 443            | 4                      | 43            |                               |                | 490   |
| Tetanus                                    |   | 4              | 8                      | 1             |                               |                | 13    |
| Diphtheria                                 |   | 4              | 7                      | 1             |                               |                | 12    |
| <b>Client Provided:</b>                    |   |                |                        |               |                               |                |       |
| Appt for Next Imm                          |   |                | 67                     | 398           |                               | 1350           | 1815  |
| PostTest Couns                             |   |                |                        |               |                               |                |       |
| Refer for Hep Eval                         |   |                |                        |               |                               |                |       |
| Transportation                             |   |                |                        |               |                               | 1              | 1     |
| Case Mngemnt                               |   |                |                        | 174           |                               |                | 174   |

Appendix D2 - Cancer Services Provided 2007

| SERVICES PROVIDED                     | YWCA MIAMI DADE | HIS GREAT COMMISSION | PINELLAS CHD | TOTAL |
|---------------------------------------|-----------------|----------------------|--------------|-------|
| Screening                             |                 |                      |              |       |
| CBE                                   | 929             | 217                  |              | 1146  |
| Mamm                                  | 529             | 71                   |              | 600   |
| Pap                                   | 393             | 161                  |              | 554   |
| PSA                                   |                 |                      |              |       |
| DRE                                   |                 |                      |              |       |
| FBOT                                  |                 |                      | 7            | 7     |
| Colon                                 |                 |                      |              |       |
| Diagnostics                           |                 |                      |              |       |
| Breast                                | 410             | 52                   |              | 462   |
| Cervical                              |                 | 152                  |              | 152   |
| 1 Breast                              | 133             | 5                    |              | 138   |
| Both Breast                           | 205             | 70                   |              | 275   |
| Colorectal                            |                 |                      |              |       |
| Referrals to:                         |                 |                      |              |       |
| FI Breast and Cervical Program        | 468             |                      |              | 468   |
| Physican                              |                 |                      |              |       |
| Local CHD Follow-up Care              |                 |                      |              |       |
| HCP That Provides Follow-up Screening |                 |                      |              |       |
| Screening Not Paid With CTG Funds     |                 |                      |              |       |
| Follow-up treatment Colon             |                 |                      |              |       |
| Other                                 | 797             | 21                   |              | 818   |
| Komen                                 | 108             |                      |              | 108   |
| Moffitt                               |                 |                      |              |       |

43

Appendix D3 – Oral Health Services Provided 2007

| SERVICES PROVIDED                     | SUWANNEE CHD | BISHOP ACADEMY II CHRISTIAN SCHOOLS | TOTAL |
|---------------------------------------|--------------|-------------------------------------|-------|
| <b>Dental Exam Prioritization</b>     |              |                                     |       |
| Emergency Care                        |              | 2                                   | 2     |
| Patient Education and OH Instructions |              | 125                                 | 125   |
| Preventive Care                       |              | 156                                 | 156   |
| Restorative Care                      |              | 94                                  | 94    |
| Specialty Referral                    |              | 7                                   | 7     |
| Placed on Recall List                 |              | 83                                  | 83    |

Appendix D4 – Cardiovascular Disease Services Provided 2007

| SERVICES PROVIDED                                  | MINORITY DEVELOP. EMPOWER. | FUNDACION FAMILIA SERNA | ECONOMIC OPPORTUNITY FAMILY HEALTH | JACKSON CHD | HELEN B BENTLY FM HEALTH CENT | YMCA OF FLORIDA'S FIRST COAST | TOTAL |
|--|----------------------------|-------------------------|------------------------------------|-------------|-------------------------------|-------------------------------|-------|
| <b>Participant Id'ed with CVD Risk Factors:</b>    |                            |                         |                                    |             |                               |                               |       |
| Smoking/ Tobacco                                   |                            | 42                      | 23                                 | 21          | 3                             | 2                             | 91    |
| Physical Inactivity                                | 145                        | 248                     | 36                                 | 316         | 4                             | 39                            | 788   |
| Overweight, BMI - 25                               | 102                        | 123                     | 515                                | 553         | 119                           | 129                           | 1541  |
| Hypertension                                       | 102                        | 123                     | 515                                | 553         | 119                           | 129                           | 1541  |
| Bl/Sug Diabetes                                    | 1                          | 350                     | 115                                | 105         | 42                            | 30                            | 643   |
| High cholesterol                                   | 13                         | 175                     | 51                                 | 46          | 25                            | 67                            | 377   |
| Family History DVD                                 | 53                         | 84                      | 239                                | 214         | 5                             | 97                            | 692   |
| Poor Nutrition                                     |                            | 193                     | 23                                 |             | 25                            | 47                            | 288   |
| <b>Participant Receiving CTG Program Services:</b> |                            |                         |                                    |             |                               |                               |       |
| Smoking Cessation Ed                               | 1                          | 518                     | 34                                 | 15          | 4                             |                               | 572   |
| Nutritional Ed                                     | 25                         | 519                     | 299                                | 756         | 4                             | 143                           | 1603  |
| Physical Activity                                  | 13                         | 518                     | 456                                | 751         | 2                             | 169                           | 1909  |
| Signs, Symp of HA, Stroke                          | 9                          | 519                     | 730                                | 206         |                               | 79                            | 1543  |
| HBP Education                                      | 217                        | 519                     | 765                                |             | 25                            | 88                            | 1424  |
| High Cholesterol Ed                                | 7                          | 517                     | 548                                | 481         | 3                             |                               | 1556  |
| Individual CVD Ed                                  | 87                         |                         | 8                                  |             | 13                            | 34                            | 142   |
| Case Mgt Services                                  | 106                        |                         |                                    |             | 64                            | 39                            | 209   |
| <b>Impact/Outcome Measures:</b>                    |                            |                         |                                    |             |                               |                               |       |
| >Knowledge of BP Numbers                           | 219                        |                         | 724                                | 738         | 14                            | 65                            | 1760  |
| >Knowledge of Cholesterol #s                       | 1                          |                         | 714                                | 142         |                               |                               | 857   |
| > Knowledge of Signs, Symptoms of HA, Stroke       | 9                          |                         | 707                                | 423         |                               | 58                            | 1197  |
| > Physical Activity                                | 13                         |                         | 160                                | 715         |                               | 173                           | 1061  |
| Action Toward Weight Control                       |                            |                         | 25                                 | 378         | 1                             | 167                           | 571   |
| HBP is Reduced                                     |                            |                         | 23                                 | 628         |                               | 2                             | 653   |
| HBP is Controlled                                  |                            |                         | 1                                  | 471         |                               | 9                             | 481   |
| High Cholesterol Reduced                           |                            |                         |                                    | 52          |                               |                               | 52    |
| High Cholesterol Controlled                        |                            |                         |                                    | 75          |                               |                               | 75    |
| >Action to Improve Health                          | 1                          | 112                     |                                    | 416         | 7                             | 200                           | 736   |
| <b>Participant Referred to:</b>                    |                            |                         |                                    |             |                               |                               |       |
| HCP  | 95                         | 2                       | 588                                | 210         | 92                            |                               | 987   |
| This CTG Project Program                           | 245                        | 689                     |                                    |             | 117                           | 201                           | 1252  |
| Other CVD Related Program                          |                            | 1                       | 1                                  | 177         | 91                            | 1                             | 271   |

Appendix D5 - Diabetes Service Provided 2007

| SERVICES PROVIDED                   | HIGHLANDS CHD | OSCEOLA CHD | HARDEE BOARD OF CC | PUTNAM CHD       | DUVAL CHD | MANATEE CHD | TAMPA HOUSING AUTHORITY | BIG BEND RUR HL | TOTAL |
|-------------------------------------|---------------|-------------|--------------------|------------------|-----------|-------------|-------------------------|-----------------|-------|
| <b>Diabetes Risk Assess</b>         |               |             |                    | <b>Follow-up</b> |           |             |                         |                 |       |
| -BMI                                | 277           |             | 90                 | 2                | 74        | 71          | 32                      | 7               | 553   |
| -Waist circumference                |               |             | 90                 |                  |           |             | 3                       |                 | 93    |
| -Hip to waist ratio                 |               |             | 89                 |                  |           |             | 3                       |                 | 92    |
| -Ref to 1 on 1 nutrition counseling | 1             |             | 138                |                  | 1         | 53          | 14                      | 15              | 222   |
| -Tobacco user                       |               | 4           | 4                  |                  | 18        |             | 9                       | 13              | 48    |
| -Ref to Quitline or cessation class |               |             | 4                  |                  |           |             | 6                       | 11              | 21    |
| -Phys active 30 min day 5x wk       |               | 10          | 140                | 4                | 27        | 6           | 16                      | 23              | 226   |
| -Monitors blood glucose as directed |               | 6           | 90                 |                  | 41        | 7           | 20                      | 28              | 192   |
| -Checks feet daily                  |               | 8           | 89                 |                  | 55        | 1           | 23                      | 13              | 189   |
| -PHQ9 score                         |               |             |                    |                  |           |             | 17                      |                 | 17    |
| -Ref mental health follow-up        |               |             |                    |                  |           |             |                         | 1               | 1     |
| -Diabetes Empowerment Score         |               |             |                    |                  |           |             | 17                      |                 | 17    |
| -Knows blood pressure               | 72            |             | 89                 | 2                | 25        | 89          | 55                      | 5               | 337   |
| -Blood pressure                     | 78            |             | 89                 | 2                | 3         | 66          | 56                      | 19              | 313   |
| -A1C test past 6 mos 2x 12 mos      |               | 8           | 58                 |                  | 14        | 19          | 25                      | 32              | 156   |
| -Know A1C level                     |               | 4           | 4                  |                  | 10        | 15          | 26                      | 4               | 63    |
| -A1C level                          |               | 4           | 4                  |                  | 10        | 18          | 26                      | 17              | 79    |
| -Cholesterol test past 12 mos       |               | 10          | 54                 |                  | 4         | 48          | 32                      | 16              | 164   |
| -Know cholesterol score             |               |             | 5                  |                  | 12        | 38          | 32                      | 3               | 90    |
| -LDL score                          |               |             | 4                  | 1                | 2         | 52          | 32                      | 13              | 104   |
| -HDL score                          |               |             | 4                  | 1                |           | 52          | 32                      | 11              | 100   |
| -Rec foot exam past 12 mos          |               |             | 43                 |                  | 43        | 7           | 20                      | 27              | 140   |
| -Rec eye exam past 12 mos           |               | 6           | 42                 |                  | 36        | 29          | 8                       | 27              | 128   |
| -Rec flu shot past 12 mos           |               | 8           | 40                 |                  | 35        | 11          | 6                       | 32              | 132   |
| -Rec pneumonia shot                 |               | 6           | 11                 |                  | 15        |             | 5                       | 7               | 44    |
| -<pre-test – score- post test>      | 265           |             | 90                 | 81               | 18        |             | 12                      |                 | 466   |
| -Participant satisfaction           |               |             | 89                 | 89               | 1         |             |                         |                 | 179   |
| <b>Diabetes Self Mgt</b>            |               |             |                    |                  |           |             |                         |                 |       |
| Education                           | 116           |             | 103                | 35               | 184       |             | 59                      |                 | 497   |
| Wellness                            | 105           | 102         |                    | 97               | 13        |             | 129                     |                 | 446   |

Appendix D6 – Maternal and Infant Mortality Services Provided 2007

| SERVICES PROVIDED                 | HLTHY MOTH<br>HLTHY BAB | HLTHY START<br>MIAMI DADE | UNIV OF SF | HLTHY START<br>JEFF MAD TAY | AME MIN<br>ALLIA | STEW<br>MARCH<br>CTR | TOTAL |
|-----------------------------------|-------------------------|---------------------------|------------|-----------------------------|------------------|----------------------|-------|
| <b><u>CTG Services</u></b>        |                         |                           |            |                             |                  |                      |       |
| Follow up                         |                         |                           | 1          | 3                           |                  | 12                   | 16    |
| Screen, Assessment                |                         |                           | 393        | 125                         |                  |                      | 518   |
| Case mgt, Counseling              | 272                     |                           | 1          | 1                           |                  |                      | 274   |
| Supports Comments                 |                         |                           | 395        |                             |                  |                      | 395   |
| Incentives                        |                         | 266                       | 395        | 33                          |                  | 5                    | 699   |
| Transportation                    |                         |                           |            |                             |                  | 14                   | 14    |
| Childcare                         |                         |                           |            |                             |                  |                      |       |
| Education materials               | 137                     | 261                       | 382        | 127                         | 18               | 28                   | 953   |
| Other                             |                         |                           |            | 76                          |                  |                      | 76    |
| <b><u>Education Provided</u></b>  |                         |                           |            |                             |                  |                      |       |
| Access, Family Health Care        | 2                       |                           |            | 26                          |                  | 154                  | 182   |
| Oral Health                       | 37                      | 223                       | 392        | 10                          |                  | 50                   | 712   |
| Baby spacing, FM Planning         | 135                     | 268                       | 392        | 62                          |                  | 159                  | 1016  |
| Nutrition, folic acid             | 122                     | 33                        | 382        | 115                         |                  | 127                  | 779   |
| Healthy weight, obesity           | 54                      | 45                        | 5          | 101                         |                  | 111                  | 316   |
| Maternal infections               | 3                       | 1                         | 391        |                             |                  | 72                   | 467   |
| Physical activity                 | 116                     | 9                         |            | 110                         |                  | 90                   | 325   |
| Chronic illness, pregnancy risks  |                         |                           |            | 17                          |                  | 22                   | 39    |
| Smoking                           |                         | 7                         | 3          | 31                          |                  | 59                   | 100   |
| Alcohol, drug abuse               |                         | 2                         |            | 11                          |                  | 67                   | 80    |
| Mental health, stress, depression |                         |                           |            | 3                           |                  | 52                   | 55    |
| Domestic violence                 | 4                       | 46                        |            | 1                           |                  | 20                   | 71    |
| Parenting                         | 221                     | 43                        |            | 4                           |                  | 12                   | 280   |
| Environmental risk factors        | 1                       |                           |            | 24                          |                  | 56                   | 81    |
| Early prenatal care               |                         |                           |            | 13                          |                  | 4                    | 17    |
| Other                             | 7                       | 130                       |            | 4                           | 48               | 20                   | 209   |

Appendix D6 continued – Maternal and Infant Mortality Services Provided 2007

| SERVICES PROVIDED                         | HLTHY MOTH<br>HLTHY BAB | HLTHY START<br>MIAMI DADE | UNIV OF SF | HLTHY START<br>JEFF MAD<br>TAY | AME<br>MIN<br>ALLIA | STEW<br>MARCH<br>CTR | TOTAL |
|---|-------------------------|---------------------------|------------|--------------------------------|---------------------|----------------------|-------|
| <b>Referral Completed</b>                 |                         |                           |            |                                |                     |                      |       |
| Florida KidCare, Medicaid                 | 1                       | 151                       |            | 3                              |                     | 3                    | 158   |
| Hlthy Start Prenatal                      |                         |                           | 2          | 1                              |                     | 1                    | 4     |
| Immunizations                             | 4                       | 148                       |            |                                |                     |                      | 152   |
| Pediatric Care                            | 23                      | 11                        |            |                                |                     | 2                    | 36    |
| Fam Hlth Care Provider                    | 5                       | 2                         | 1          | 5                              |                     | 1                    | 14    |
| Well Womans visit                         | 63                      | 4                         |            | 99                             |                     | 7                    | 173   |
| WIC                                       | 5                       |                           | 2          | 2                              |                     | 3                    | 12    |
| CHD                                       |                         |                           |            | 3                              |                     |                      | 3     |
| Family Planning                           | 73                      | 263                       | 1          | 2                              |                     | 2                    | 341   |
| Registered Dietician                      |                         | 6                         |            |                                |                     | 1                    | 7     |
| Smoking Cessation                         |                         | 6                         |            |                                |                     |                      | 6     |
| Alcohol, Drug Abuse                       |                         | 1                         |            |                                |                     | 1                    | 2     |
| Mental Health Counseling                  |                         |                           |            | 1                              |                     |                      | 1     |
| Domestic Violence                         | 1                       |                           |            |                                |                     |                      | 1     |
| Healthy Families                          |                         |                           | 1          | 1                              |                     |                      | 2     |
| Educ, GED, Voc Training                   | 72                      | 8                         | 1          |                                |                     | 202                  | 283   |
| Other                                     | 1                       |                           | 7          |                                |                     |                      | 8     |
| <b>Impact/Outcome Measures</b>            |                         |                           |            |                                |                     |                      |       |
| Incr Risk Factor Knowledge                |                         | 267                       | 392        | 128                            | 48                  | 299                  | 1134  |
| Acti Taken to Impr Risk Factor            |                         | 25                        |            | 49                             | 49                  | 170                  | 293   |
| Ann Physical Exam Completed               |                         |                           |            | 19                             |                     |                      | 19    |
| No Unintended Pregnancy                   | 268                     |                           |            | 23                             |                     |                      | 291   |
| Incr Time Between Babies                  |                         |                           | 1          | 1                              |                     |                      | 2     |
| Enter Prenat Care in 1 <sup>st</sup> Trim |                         |                           |            |                                |                     |                      |       |

Appendix D7 - HIV/AIDS Services Provided 2007

| SERVICES PROVIDED              | DRUG ABUS COMP COOR OFFIC | COMM INFOR NET | BASIC NW FL | UNITED DELIV COMM RES CTR | RIVER REGION HUMAN SER | MAHOG REVUE | ST. LUCIE CHD | COMPR AIDS PROGR OF PALM BEACH | POS IMAGE | COMM AIDS RES CARE SRC | TOT  |
|--------------------------------|---------------------------|----------------|-------------|---------------------------|------------------------|-------------|---------------|--------------------------------|-----------|------------------------|------|
| <b>Intervention Enrollment</b> |                           |                |             |                           |                        |             |               |                                |           |                        |      |
| VOICES                         |                           | 501            |             |                           | 154                    | 363         | 181           | 601                            | 739       |                        | 2539 |
| SISTA                          |                           | 42             |             |                           | 293                    |             | 173           |                                |           | 163                    | 671  |
| Mpowerment                     |                           |                |             |                           |                        |             |               |                                |           |                        |      |
| POL                            |                           |                |             |                           |                        |             |               |                                |           |                        |      |
| M3V                            |                           |                |             |                           |                        |             |               |                                |           |                        |      |
| CRCS                           |                           |                |             | 27                        |                        | 45          |               |                                |           |                        | 72   |
| Healthy Relationships          |                           |                |             | 35                        |                        |             |               |                                |           |                        | 35   |
| L.I.F.E.                       |                           |                |             |                           |                        |             |               |                                |           |                        |      |
| ARTAS II                       |                           |                |             |                           |                        |             |               |                                |           |                        |      |
| Project Respect                |                           |                |             |                           |                        |             |               |                                |           |                        |      |
| Community Promise              | 5                         |                |             |                           |                        |             |               |                                |           |                        | 5    |
| Together Learning              |                           |                |             |                           |                        |             |               |                                |           |                        |      |
| Choices                        |                           |                |             |                           |                        |             |               |                                |           |                        |      |
| Intimate Conversations         |                           |                |             |                           |                        |             |               |                                |           |                        |      |
| Other Intervention             |                           |                |             |                           |                        |             |               |                                |           |                        |      |
| <b>Referrals Made</b>          |                           |                |             |                           |                        |             |               |                                |           |                        |      |
| HIV Counseling or Tx           |                           | 632            |             | 22                        | 257                    | 571         | 357           | 590                            | 1         | 136                    | 2566 |
| STD Clinic                     |                           | 5              |             | 19                        | 292                    | 3           |               | 48                             |           |                        | 367  |
| TB Clinic                      |                           | 1              |             |                           | 66                     |             |               |                                | 1         |                        | 68   |
| Hepatitis Service              |                           |                |             |                           | 3                      |             |               |                                | 2         |                        | 5    |
| Medical Care                   |                           |                |             | 25                        | 9                      | 1           |               |                                | 2         |                        | 37   |
| Womens Health Service          |                           |                |             | 3                         | 142                    | 15          |               | 19                             | 2         |                        | 181  |
| RW Case Management             |                           |                |             | 3                         | 1                      |             |               | 1                              |           |                        | 5    |
| Compre Risk Counsel            |                           |                |             | 24                        | 31                     | 1029        |               |                                | 1         |                        | 1085 |
| Food                           |                           |                |             | 66                        | 12                     |             |               |                                | 4         |                        | 82   |
| Food Stamps                    |                           |                |             | 30                        | 13                     | 8           |               |                                | 12        |                        | 63   |
| Housing                        |                           |                |             | 4                         | 20                     | 36          |               |                                | 17        |                        | 77   |
| Homeless Shelter               |                           |                |             |                           | 2                      | 3           |               |                                | 7         |                        | 12   |
| Substance Abuse Serv           |                           |                |             | 6                         | 59                     | 331         |               |                                | 5         |                        | 401  |
| Mental Health                  |                           |                |             | 3                         | 4                      | 13          |               |                                | 3         |                        | 23   |
| Sexual Abuse Rape TX           |                           |                |             |                           | 21                     | 68          |               |                                |           |                        | 89   |
| Domestic Violence Serv         |                           |                |             | 1                         | 20                     | 139         |               |                                | 1         |                        | 161  |
| Legal Service                  |                           |                |             |                           | 3                      | 15          |               |                                | 3         |                        | 21   |
| Immigration Service            |                           |                |             |                           |                        |             |               |                                |           |                        |      |
| GayLesTrans Service            |                           |                |             | 2                         | 1                      | 25          |               |                                | 2         |                        | 30   |

Appendix D7 continued - HIV/AIDS Services Provided 2007

| SERVICES PROVIDED              | HISP<br>UNIT<br>OF<br>FL | CENTER<br>FOR<br>DRUG<br>FREE LI | MUEJER | TEEN<br>PREG<br>PREV<br>CTR | SOUTH<br>BEACH<br>AIDS<br>PROJ | GLADES<br>HEALTH<br>INITIATIVE | ISLAND<br>COAST<br>AIDS<br>NETWORK | THREE<br>RIVERS<br>LEGAL<br>SERVICES | MINOR<br>ALLI<br>FOR<br>AD CO | TOTAL |
|--------------------------------|--------------------------|----------------------------------|--------|-----------------------------|--------------------------------|--------------------------------|------------------------------------|--------------------------------------|-------------------------------|-------|
| <b>Intervention Enrollment</b> |                          |                                  |        |                             |                                |                                |                                    |                                      |                               |       |
| VOICES                         |                          |                                  |        |                             |                                |                                | 538                                | 148                                  | 176                           | 862   |
| SISTA                          |                          |                                  |        | 135                         |                                |                                | 78                                 |                                      | 72                            | 285   |
| Mpowerment                     | 1088                     |                                  |        |                             |                                |                                |                                    |                                      |                               | 1088  |
| POL                            |                          |                                  |        |                             |                                |                                |                                    |                                      |                               |       |
| M3V                            |                          |                                  |        |                             |                                |                                |                                    |                                      |                               |       |
| CRCS                           |                          |                                  | 17     |                             |                                | 20                             |                                    |                                      |                               | 37    |
| Healthy Relationships          |                          |                                  |        |                             |                                |                                |                                    |                                      |                               |       |
| L.I.F.E.                       |                          |                                  |        |                             |                                |                                |                                    |                                      |                               |       |
| ARTAS II                       |                          |                                  |        |                             |                                |                                |                                    |                                      |                               |       |
| Project Respect                |                          |                                  |        |                             |                                |                                |                                    |                                      |                               |       |
| Community Promise              |                          | 18                               | 2      |                             |                                |                                |                                    |                                      |                               | 20    |
| Together Learning              |                          |                                  |        |                             |                                |                                |                                    |                                      |                               |       |
| Choices                        |                          |                                  |        |                             |                                |                                |                                    |                                      |                               |       |
| Intimate Conversations         |                          |                                  |        |                             |                                |                                |                                    |                                      |                               |       |
| Other Intervention             |                          |                                  |        |                             |                                |                                |                                    |                                      |                               |       |
| <b>Referrals Made</b>          |                          |                                  |        |                             |                                |                                |                                    |                                      |                               |       |
| HIV Counseling or Tx           |                          |                                  | 1      | 1                           | 36                             |                                | 625                                | 148                                  | 367                           | 1178  |
| STD Clinic                     |                          |                                  | 18     | 1                           | 2                              | 10                             | 2                                  |                                      |                               | 33    |
| TB Clinic                      |                          |                                  |        |                             |                                | 1                              |                                    |                                      |                               | 1     |
| Hepatitis Service              |                          |                                  |        |                             |                                |                                |                                    |                                      |                               |       |
| Medical Care                   |                          |                                  |        |                             |                                | 9                              |                                    | 3                                    |                               | 12    |
| Womens Health Serv             |                          |                                  |        |                             |                                | 9                              | 1                                  |                                      |                               | 10    |
| RW Case Management             |                          |                                  |        |                             |                                | 10                             |                                    |                                      |                               | 10    |
| Compre Risk Counsel            |                          |                                  |        |                             |                                | 23                             |                                    |                                      |                               | 23    |
| Food                           |                          |                                  | 1      | 1                           |                                | 21                             |                                    |                                      | 9                             | 32    |
| Food Stamps                    |                          |                                  |        | 11                          |                                | 7                              |                                    |                                      |                               | 18    |
| Housing                        |                          |                                  |        |                             |                                | 11                             |                                    |                                      | 2                             | 13    |
| Homeless Shelter               |                          |                                  |        |                             |                                | 2                              |                                    |                                      | 4                             | 6     |
| Substance Abuse Serv           |                          |                                  |        |                             |                                | 10                             |                                    |                                      | 4                             | 14    |
| Mental Health                  |                          |                                  |        |                             |                                | 3                              |                                    |                                      |                               | 3     |
| Sexual Abuse Rape TX           |                          |                                  |        |                             |                                |                                |                                    |                                      |                               |       |
| Domestic Violence Serv         |                          |                                  |        |                             |                                | 4                              |                                    |                                      |                               | 4     |
| Legal Service                  |                          |                                  |        |                             |                                | 1                              |                                    |                                      |                               | 1     |
| Immigration Service            |                          |                                  |        |                             |                                |                                |                                    |                                      |                               |       |
| GayLesTrans Service            |                          |                                  |        |                             |                                | 1                              |                                    |                                      | 9                             | 10    |