
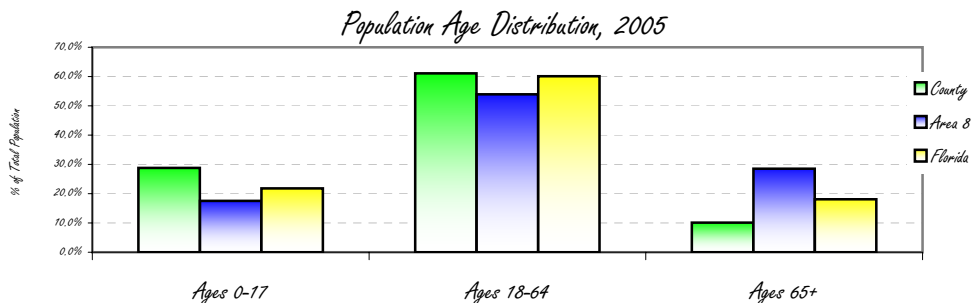


Population Demographics for Hendry County, Florida

	County 2005		Area 8 2005		Florida 2005	
	#	%	#	%	#	%
Total	36,835	2.5%	1,463,142	8.2%	17,926,011	
Male	20,222	54.9%	715,126	48.9%	8,747,893	48.8%
Female	16,613	45.1%	748,016	51.1%	9,178,118	51.2%
Ages 0-17	10,608	28.8%	256,585	17.5%	3,907,870	21.8%
Ages 18-64	22,506	61.1%	789,066	53.9%	10,773,533	60.1%
Ages 65+	3,720	10.1%	417,490	28.5%	3,244,608	18.1%
White	23,353	63.4%	1,262,122	86.3%	13,641,694	76.1%
Black	5,452	14.8%	92,251	6.3%	2,760,606	15.4%
Asian	184	0.5%	13,731	0.9%	358,520	2.0%
Other	7,846	21.3%	95,039	6.5%	1,165,191	6.5%
Hispanic	16,834	45.7%	200,658	13.7%	3,495,572	19.5%



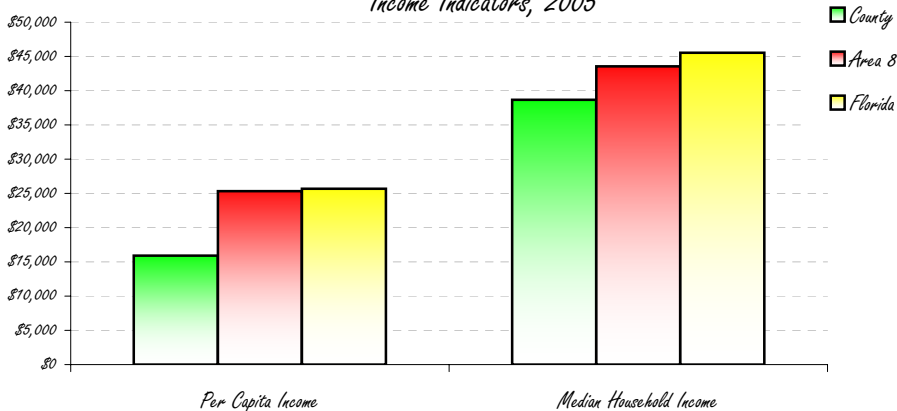
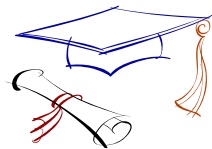
Hendry County is less dense than the state with 31.9 persons per square mile compared to the state at 332.4 per square mile.



Socioeconomic Status for Hendry County, Florida

	County 2005	Area 8 2005	Florida 2005
Per Capita Income	\$15,921	\$25,320	\$25,688
Median Household Income	\$38,666	\$43,540	\$45,531
Percent of Persons <100% FPL	24.1%	-	12.5%
Percent of Students on Free/Reduced Lunch	67.9%	35.6%	44.8%
Percent with High School Diploma	54.2%	-	79.9%
Percent with College Degrees	8.2%	-	22.3%
Unemployment Rate	9.0%	3.2%	3.6%


Income Indicators, 2005



Health Care Utilization & Resources for DeSoto, Glades and Hendry Counties 2005, Florida

DeSoto, Glades and Hendry Hospitals
 DeSoto Memorial Hospital
 Hendry Regional Medical Center

Facilities	Tri-County	Area 8
Hospital Beds	74	4,577
Hosp. Census days	10,980	855,663
% Bed Occupancy	41%	51%
Nursing Home Beds	237	6,700
NH Bed/Person	347	107
Emergency Room Visits	Tri-County	Area 8
Pediatric Visits	7,585	88,139
Adult Visits	19,531	500,961



Top Five Avoidable Hospital Admissions Rates

By Diagnosis, 2004

	County	Area 8	Florida
Congestive Heart Failure Admissions Rate/100,000 (Age 18+)	475.9	620.4	577.8
Chronic Obstructive Pulmonary Disease Admissions Rate/100,000 (Age 18+)	356.9	295.8	281.3
Bacterial Pneumonia Admissions/100,000 (Total Population)	342.4	364.5	333.3
Pediatric Gastroenteritis Admissions/100,000 (Age <18)	250.6	157.9	138.8
Pediatric Asthma Admissions/100,000 (Age <18)	250.6	259.0	236.7

Workforce & Health Care Resource Information for Hendry County, Florida

Top Industries (% of all workers)	County 2000
Agriculture, forestry, fishing, hunting, and mining	22.8%
Educational, health and social services	13.3%
Construction	10.0%
Retail Trade	9.9%
Public Administration	8.3%

Consumer Price Index	County 2004
Food	99.8
Health Care	91.9
Housing	93.4
Other goods/svcs	96.6
Transportation	98.1



Licensed Health Professionals	County	State
Physicians Per 100,000	41.4	279.7
OB/GYNs Per 100,000	0.0	9.5
Pediatricians Per 100,000	13.0	17.1
Dentists Per 100,000	13.0	61.4
Uninsured	County	State
Percentage of Persons <Age 65 who are Uninsured	27.0%	17.3%

Health Professional Shortage Areas
 LaBelle and Clewiston are primary care shortage areas and the entire county is a dental and mental health shortage area..

Maternal and Child Health

	<i>County 2005</i>	<i>Area 8 2005</i>	<i>Florida 2005</i>
<i>Total Birth Rate (Rate/1,000)</i>	19.6	10.9	12.6
<i>Teen (15-19) Birth Rate (Rate/1,000)</i>	81.4	50.1	41.9
<i>Repeat Births to Teens (% of Teen Births)</i>	14.5%	17.4%	16.1%
<i>Low Birthweight Rate (% of Live Births)</i>	7.3%	7.5%	8.8%
<i>Percent of Live Births with Late or No Prenatal Care</i>	11.0%	6.2%	5.3%
<i>Infant Death Rate</i>	11.9	5.4	7.2
<i>Percent of Kindergartners Immunized (2004)</i>	96.1%	95.7%	93.7%



Mortality & Top 5 Leading Causes of Death

	<i>County 2005</i>		<i>Florida 2005</i>
	<i>Number</i>	<i>Age-Adjusted Rate / 100,000</i>	<i>Age-Adjusted Rate / 100,000</i>
<i>All Causes</i>	299	932.2	723.7
<i>Heart Disease</i>	91	299.3	186.2
<i>Cancer</i>	61	190.4	172.1
<i>Unintentional Injuries</i>	35	96.5	45.6
<i>Motor Vehicle Crashes</i>	20	53.6	19.2
<i>Stroke</i>	18	57.5	37.6
<i>Chronic Obstructive Pulmonary Disease</i>	18	57.5	38.3




Behavioral Risk Factors Telephone Survey 2002

	<i>County</i>	<i>State</i>
<i>Percent who Smoke</i>	32.9%	22.2%
<i>Percent who Drink Heavily</i>	25.7%	14.1%
<i>Percent with High Blood Pressure</i>	28.8%	27.7%
<i>Percent with High Cholesterol</i>	43.7%	35.2%
<i>Percent with Diabetes</i>	18.9%	8.2%
<i>Percent Overweight</i>	28.6%	35.1%
<i>Percent Obese</i>	36.9%	22.3%

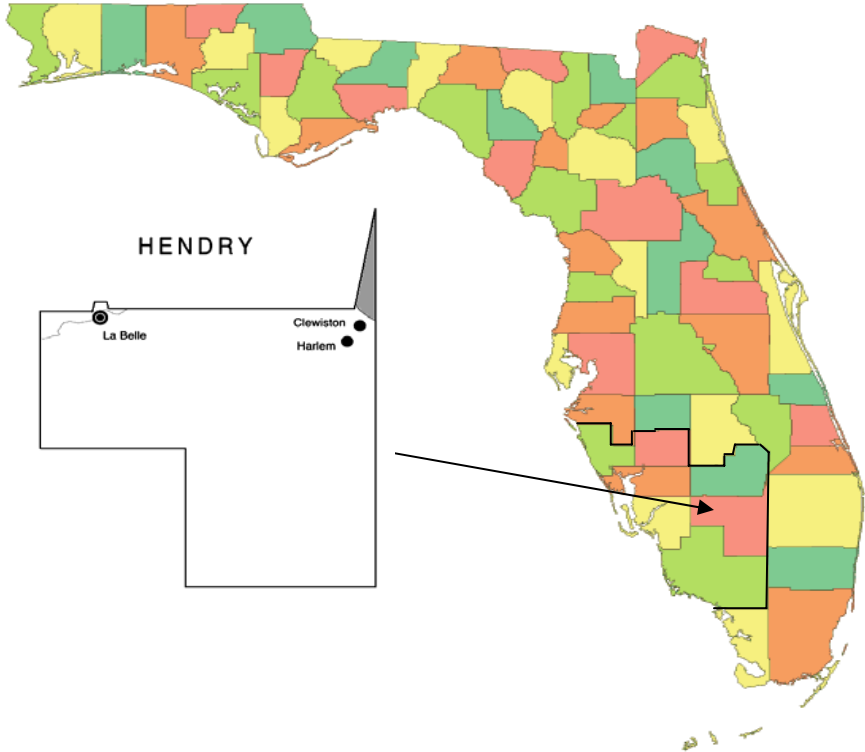


<i>Morbidity</i>	<i>County 2003-2005</i>		<i>Florida 2003-2005</i>
	<i>Avg # Reported/4r</i>	<i>3-Year rate/100,000</i>	<i>3-Year rate/100,000</i>
<i>Sexually Transmitted Diseases</i>	145	385.3	356.5
<i>Vaccine Preventable Diseases</i>	2	6.2	3.6
<i>New HIV Cases</i>	7	17.7	32.1
<i>New AIDS Cases</i>	4	11.5	26.9
<i>Tuberculosis</i>	5	14.1	6.1
<i>Enteric Disease</i>	37	99	48.2



Community Health Profile

Hendry County, Florida



Health Planning Council of Southwest Florida, Inc.
8961 Daniels Center Drive #401
Fort Myers, Florida 33912
(239) 433-6700



Health Planning Council of Southwest Florida, Inc.
serving Charlotte, Collier, DeSoto, Glades, Hendry, Lee & Sarasota Counties