
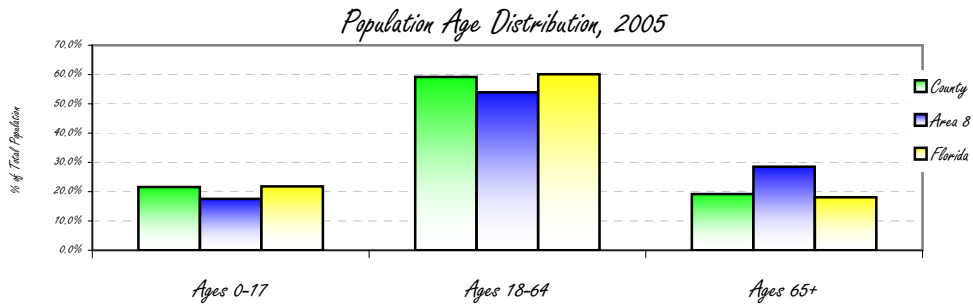


Population Demographics for DeSoto County, Florida

	County 2005		Area 8 2005		Florida 2005	
	#	%	#	%	#	%
Total	34,100	2.3%	1,463,142	8.2%	17,926,011	
Male	18,994	55.7%	715,126	48.9%	8,747,893	48.8%
Female	15,106	44.3%	748,016	51.1%	9,178,118	51.2%
Ages 0-17	7,366	21.6%	256,585	17.5%	3,907,870	21.8%
Ages 18-64	20,187	59.2%	789,066	53.9%	10,773,533	60.1%
Ages 65+	6,547	19.2%	417,490	28.5%	3,244,608	18.1%
White	23,870	70.0%	1,262,122	86.3%	13,641,694	76.1%
Black	4,569	13.4%	92,251	6.3%	2,760,606	15.4%
Asian	171	0.5%	13,731	0.9%	358,520	2.0%
Other	5,490	16.1%	95,039	6.5%	1,165,191	6.5%
Hispanic	10,264	30.1%	200,658	13.7%	3,495,572	19.5%

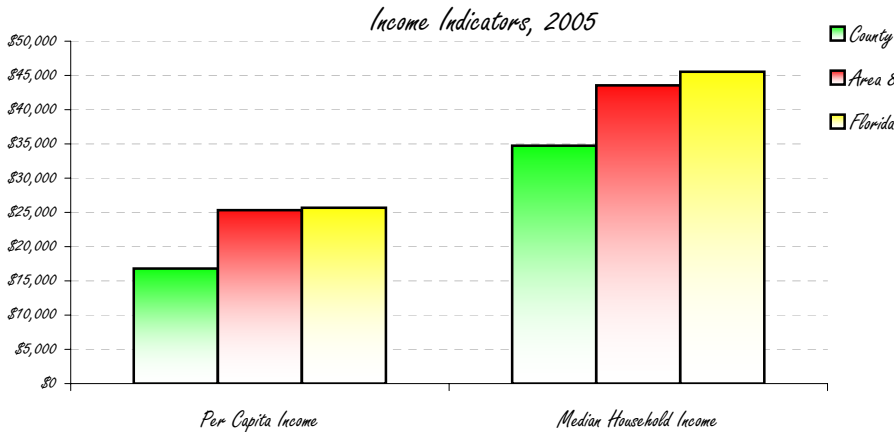
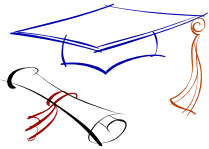


DeSoto County is less dense than the state with 53.5 persons per square mile compared to the state at 332.4 per square mile.



Socioeconomic Status for DeSoto County, Florida


	County 2005	Area 8 2005	Florida 2005
Per Capita Income	\$16,793	\$25,320	\$25,688
Median Household Income	\$34,752	\$43,540	\$45,531
Percent of Persons <100% FPL	23.6%	-	12.5%
Percent of Students on Free/Reduced Lunch	61.9%	35.6%	44.8%
Percent with High School Diploma	63.5%	-	79.9%
Percent with College Degrees	8.4%	-	22.3%
Unemployment Rate	5.4%	3.2%	3.6%



Health Care Utilization & Resources for DeSoto, Glades and Hendry Counties 2005, Florida

DeSoto, Glades and Hendry Hospitals
 DeSoto Memorial Hospital
 Hendry Regional Medical Center

Facilities	Tri-County	Area 8
Hospital Beds	74	4,577
Hosp. Census days	10,980	855,663
% Bed Occupancy	41%	51%
Nursing Home Beds	237	6,700
NH Bed/Person	347	107
Emergency Room Visits	Tri-County	Area 8
Pediatric Visits	7,585	88,139
Adult Visits	19,531	500,961



Top Five Avoidable Hospital Admissions Rates
 By Diagnosis, 2004

	County	Area 8	Florida
Congestive Heart Failure Admissions Rate/100,000 (Age 18+)	712.3	620.4	577.8
Chronic Obstructive Pulmonary Disease Admissions Rate/100,000 (Age 18+)	511.9	295.8	281.3
Bacterial Pneumonia Admissions/100,000 (Total Population)	406.1	364.5	333.3
Perforated Appendix Admission Rate/1,000 Admissions with Appendicitis	347.8	339.4	291.2
Angina without Procedure Admission Rate/100,000	256.0	45.2	39.7

Workforce & Health Care Resource Information for DeSoto County, Florida

Top Industries (% of all workers)	County 2000	Consumer Price Index	County 2004
Agriculture, forestry, fishing, hunting, and mining	29.4%	Food	100.5
Educational, health and social services	17.4%	Health Care	93.6
Retail Trade	9.4%	Housing	89.0
Construction	7.7%	Other goods/svcs	99.2
Arts, entertainment, recreation, accommodation and food services	7.0%	Transportation	97.8



Licensed Health Professionals	County	State
Physicians Per 100,000	52.5	279.7
OB/GYNs Per 100,000	6.2	9.5
Pediatricians Per 100,000	6.2	17.1
Dentists Per 100,000	15.4	61.4
Uninsured	County	State
Percentage of Persons <Age 65 who are Uninsured	28.0%	17.3%

Health Professional Shortage Areas
 All of DeSoto County is designated as primary care, dental and mental health shortage areas for the low income and migrant populations.


<i>Maternal and Child Health</i>	<i>County 2005</i>	<i>Area 8 2005</i>	<i>Florida 2005</i>
<i>Total Birth Rate (Rate/1,000)</i>	15.6	10.9	12.6
<i>Teen (15-19) Birth Rate (Rate/1,000)</i>	95.8	50.1	41.9
<i>Repeat Births to Teens (% of Teen Births)</i>	16.0%	17.4%	16.1%
<i>Low Birthweight Rate (% of Live Births)</i>	7.1%	7.5%	8.8%
<i>Percent of Live Births with Late or No Prenatal Care</i>	9.6%	6.2%	5.3%
<i>Infant Death Rate</i>	4.0	5.4	7.2
<i>Percent of Kindergartners Immunized (2004)</i>	96.9%	95.7%	93.7%




<i>Mortality & Top 5 Leading Causes of Death</i>	<i>County 2005</i>		<i>Florida 2005</i>
	<i>Number</i>	<i>Age-Adjusted Rate / 100,000</i>	<i>Age-Adjusted Rate / 100,000</i>
<i>All Causes</i>	291	708.1	723.7
<i>Heart Disease</i>	76	180.0	186.2
<i>Cancer</i>	73	173.9	172.1
<i>Unintentional Injuries</i>	25	74.4	45.6
<i>Motor Vehicle Crashes</i>	16	48.3	19.2
<i>Chronic Obstructive Pulmonary Disease</i>	14	30.3	38.3



<i>Behavioral Risk Factors Telephone Survey 2002</i>	<i>County</i>	<i>State</i>
<i>Percent who Smoke</i>	23.6%	22.2%
<i>Percent who Drink Heavily</i>	13.3%	14.1%
<i>Percent with High Blood Pressure</i>	39.7%	27.7%
<i>Percent with High Cholesterol</i>	47.9%	35.2%
<i>Percent with Diabetes</i>	18.1%	8.2%
<i>Percent Overweight</i>	32.2%	35.1%
<i>Percent Obese</i>	25.9%	22.3%

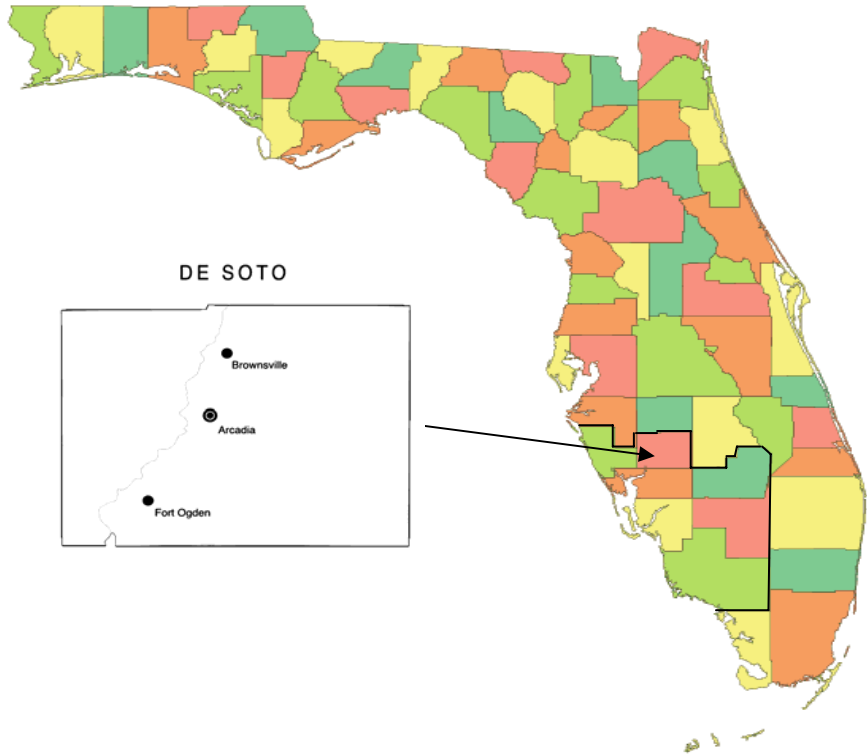


<i>Morbidity</i>	<i>County 2003-2005</i>		<i>Florida 2003-2005</i>
	<i>Avg # Reported/4r</i>	<i>3-Year rate/100,000</i>	<i>3-Year rate/100,000</i>
<i>Sexually Transmitted Diseases</i>	129	386.0	356.5
<i>Vaccine Preventable Diseases</i>	0	1.0	3.6
<i>New HIV Cases</i>	6	17.9	32.1
<i>New AIDS Cases</i>	5	14.9	26.9
<i>Tuberculosis</i>	5	13.9	6.1
<i>Enteric Disease</i>	9	27.9	48.2



Community Health Profile

DeSoto County, Florida



Health Planning Council of Southwest Florida, Inc.
8961 Daniels Center Drive #401
Fort Myers, Florida 33912
(239) 433-6700



Health Planning Council of Southwest Florida, Inc.
serving Charlotte, Collier, DeSoto, Glades, Hendry, Lee & Sarasota Counties