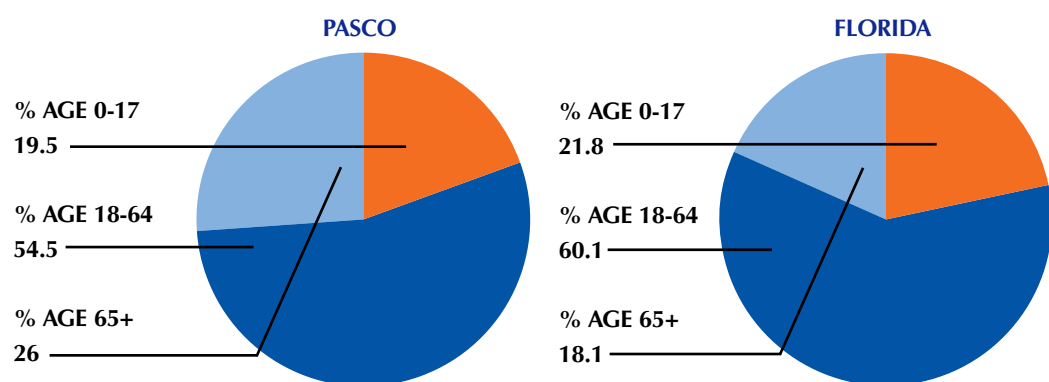


DEMOGRAPHICS¹



| | Pasco | | Florida | |
|------------|---------|---------|------------|---------|
| | NUMBER | PERCENT | NUMBER | PERCENT |
| Total Pop. | 408,187 | — | 17,926,011 | — |
| Asian | 4,898 | 1.2 | 358,520 | 2.0 |
| Black | 9,796 | 2.4 | 2,760,606 | 15.4 |
| White | 377,573 | 92.5 | 13,641,694 | 76.1 |
| Other | 15,919 | 3.9 | 1,165,191 | 6.5 |
| Hispanic | 30,206 | 7.4 | 3,495,572 | 19.5 |
| Female | 211,849 | 51.9 | 9,178,118 | 51.2 |
| Male | 196,338 | 48.1 | 8,747,893 | 48.8 |
| Prison | 1,067 | .2 | 55,448 | .3 |

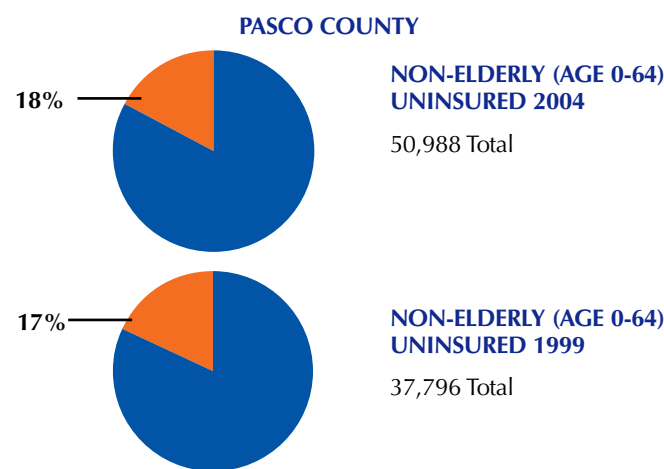
SOCIOECONOMICS²

| | Pasco | Florida |
|---|---------|-----------|
| Per Capita Income (\$) | 21,209 | 25,688 |
| Median Household Income (\$) | 38,026 | 45,531 |
| Percent of persons below 100% of the FPL (%) | 10.6 | 12.5 |
| Percent of persons below 200% of the FPL (%) | 31.5 | 26.3 |
| Unemployment Rate (%) | 3.7 | 3.5 |
| Students on Free/Reduced Lunch (%) | 45.8 | 46.8 |
| Percent with High School Diplomas (%) | 77.6 | 84.5 |
| Percent with College Diplomas (%) | 13.1 | 25.4 |
| Average Medical Expenditures per Household (\$) | 3,082.2 | 3,526.0 |
| Number of Medicaid Eligibles | 48,425 | 2,208,266 |

MATERNAL AND INFANT HEALTH³

| | Pasco | Florida |
|--------------------------------------|-------|---------|
| Total Resident Live Birth Rate | 11.7 | 12.4 |
| Teen Birth Rate (Ages 15-19) | 42.8 | 41.6 |
| Repeat Teen Birth Rate (%) | 15.4 | 15.4 |
| Low Birthweight Rate (<2500g) | 8 | 8.5 |
| Late or No Prenatal Care (%) | 2.2 | 3.3 |
| Kindergarteners immunized (%) | 94 | 93.7 |
| Infant Death Rate (per 1,000 births) | 6.6 | 7.3 |

HEALTHCARE ACCESS⁵



FEDERAL DESIGNATIONS⁴

- Primary Health Professional Shortage Area
- Dental Health Professional Shortage Area
- Mental Health Professional Shortage Area
- Medically Underserved Area/Population

Designation Type

- LIMFW
- LIMFW
- LIMFW
- MUP/LIMFW

LIMFW: Low Income Migrant Farm Worker MUP: Medically Underserved Population

LEADING CAUSES OF DEATH⁶

| CAUSE | Pasco | | Florida | |
|----------------------------|--------|------------|-------------------------|-------------------------|
| | NUMBER | CRUDE RATE | AGE-ADJUSTED DEATH RATE | AGE-ADJUSTED DEATH RATE |
| All Causes | 5,531 | 1,409.1 | 804.5 | 747.8 |
| Heart Disease | 1,560 | 397.4 | 211.8 | 204.2 |
| Cancer | 1,289 | 328.4 | 189 | 174.5 |
| All Unintentional Injuries | 268 | 68.3 | 60.5 | 42.8 |
| COPD | 364 | 92.7 | 47.9 | 38.1 |
| Stroke | 296 | 75.4 | 39 | 41.9 |
| Diabetes | 205 | 52.2 | 27.2 | 20.8 |

ASSOCIATED RISK FACTORS

| | Pasco | Florida |
|--|-------|---------|
| % of Adults Diagnosed with High Blood Pressure | 33.0 | 27.7 |
| % of Adults Diagnosed as Obese | 31.7 | 22.3 |
| % of Adults Diagnosed with Diabetes | 12.4 | 8.2 |
| % of Adults Diagnosed who Currently Smoke | 26.0 | 22.2 |

| | Pasco | Florida |
|--|---------|---------|
| Adults with no Personal Health Care Provider (%) | 22.7 | 23.9 |
| Emergency Room Visits | 133,728 | - |
| Emergency Room Admissions | 30,220 | - |
| ER Visits Admitted (%) | 22.6 | - |
| Total Hospital Admissions | 44,919 | - |
| ER Admissions as a % of All | 67.3 | - |

UTILIZATION⁷

| | Pasco | Florida |
|--|----------|----------|
| Hospital Utilization Rate (Acute Care Beds %) | 53.1 | 58.5 |
| Nursing Home Utilization Rate (%) | 90.3 | 88.1 |
| Hospital Discharge Rate (per 100,000) | 15,877.2 | 13,766.6 |
| Top 3 Avoidable Admissions | | |
| Congestive Heart Failure Admission Rate (per 100,00) | 742.9 | 577.8 |
| COPD Admission Rate (per 100,000) | 390.9 | 281.3 |
| Bacterial Pneumonia Admission Rate (per 100,00) | 365.8 | 333.3 |

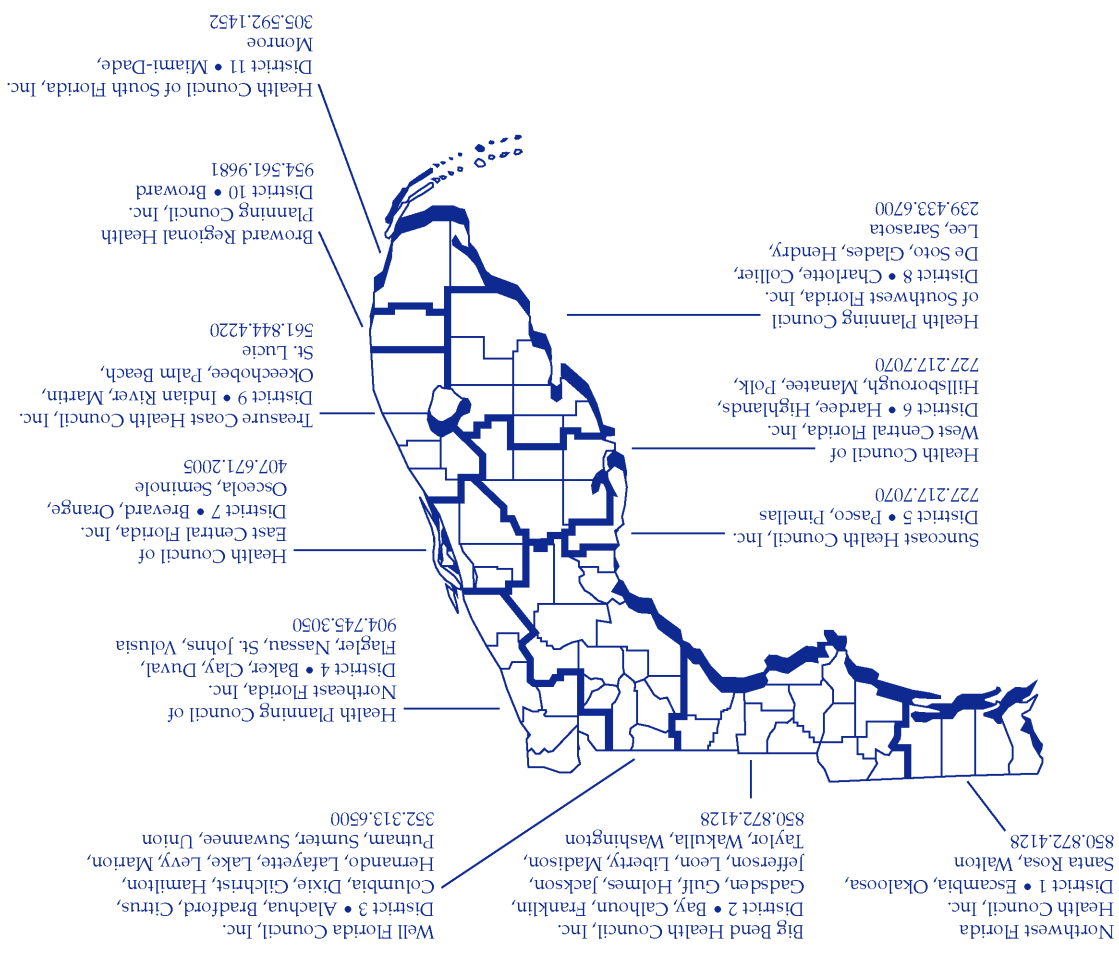
NOTES Socioeconomics: FPL: Federal Poverty Level. **Maternal and Infant Health:** Teen Birth rate is per 1,000 females age 15-19. Repeat teen birth rate is for females age 15-19. Low birthweight rate is per 1,000 live births. **Federal Designations:** **Healthcare Access:** ER: Emergency room. ER Admissions as a % of all is the percentage of total hospital admissions in the county that were admitted through the ER. **Leading Causes of Death:** COPD: Chronic Obstructive Pulmonary Disease. Crude rates and age-adjusted death rates are based on 3 year averages for 2002-2004. Rates are per 100,000 population. Associated Risk Factors are behavioral risk factors that are commonly identified as being associated with the leading causes of death. **Utilization:** Rates per 100,000 population. Hospital utilization rate is based on acute care beds. The Top 3 Avoidable admissions are calculated using hospital admissions for ambulatory care sensitive conditions.

SOURCES 1. ESRI Business Solutions Population Data, 2005; Florida Department of Corrections, 2005. 2. ESRI Business Solutions Population Data, 2005; U.S. Census Bureau Ratio of Income to Poverty, 2000; Florida Department of Education, 2004-05; Florida Research and Economic Database, 2005; U.S. Census Bureau American Community Survey, 2004; ESRI Business Analyst Online, 2005; Agency for Health Care Administration (AHCA), Medicaid Program Analysis, 2006. 3. Florida Department of Health, CHARTS, 2004. 4. U.S. Department of Health and Human Services, Health Professional Shortage Area (HPSA) database, 2004. 5. Agency for Health Care Administration, Florida Health Insurance Study Comparative Findings, 2005; Florida Department of Health, CHARTS, 2004; AHCA Annual Hospital Utilization Report, 2004. 6. Florida Department of Health, CHARTS, 2004. 7. AHCA Hospital Discharge Data File, 2004; Health Council of West Central Florida/ Suncoast Health Council District Utilization Report, 2004; AHRQ Quality Indicators, Guide to Prevention Quality Indicators: Hospital Admissions for Ambulatory Care Sensitive Conditions, Revision 4, November 4, 2004; Community Sourcebook America, 2004; ESRI Population Data.



9455 Koger Blvd. Suite 104
St. Petersburg, FL 33702
727-217-7070

Suncoast Health Council Service Area



The Health Council brings millions of dollars of care to local residents. Our projects and programs serve thousands of people through education, resource information, services, and funding. Partner with the Health Council and together we can make health care better.

Suncoast Health Council partners with and provides services to government agencies, community-based organizations, healthcare facilities, non-profits, and health care consumers. The Health Council's services are offered as direct services on a contractual basis or as training in one-on-one sessions, small group tutorials, or community-based education events.

SERVICES:

- Survey Design
- Needs Assessment and Data Analysis
- Planning and Evaluation
- Health Policy Analysis
- Grant Writing or Grants Administration
- Program Development and Implementation
- Program Administration (TPA Services)

HEALTH COUNCIL PARTNERS:

- West Central Florida Ryan White Care Council
- Metropolitan Charities
- WestCare, Inc.
- Pinellas County Government
- Allegany Franciscan Ministries
- St. Petersburg Free Clinic
- Community Health Centers of Pinellas, Inc.
- Tampa Bay Alliance
- Tampa Bay Healthcare Collaborative



2006

COUNTY HEALTH PROFILE



9455 Koger Blvd, Suite 104
St. Petersburg, FL 33702
727-217-7070

PASCO COUNTY